

GENERAL NOTE:

REFRENS DRAWING

SPECIFICATION FOR LV SWITCHGEARS	5614-C-EL-SP-002-0
OVERALL SINGLE LINE DIAGRAM FOR SUBSTATION A,K,L,X	5614-...-EL-SL-002-R-0
DATA SHEET FOR LV SWITCHGEARS	5414-C-EL-DS-002-0
ELECTRICAL SIGNAL LIST	5614-D-EL-LS-001

SYMBOLS AND LEGENDS

TYPICAL SCHEMATIC FOR 400V SWGR

04						
03						
02						
01						
REV	DATE	DESCRIPTION	DRAWN	PRE'D	CHK'D	APP'D

CLIENT :

EPC CONTRACTOR :

PROJECT TITLE : NEW SUBSTATION

DWG TITLE : TYPICAL SCHEMATIC FOR 400V SUBSTATION A,K,G,L,X

VENDOR DRAWING NO: 5614-VD-001(021-048-075-102-129)-0 SCALE N.T.S

PROJECT NUMBER	LOCATION	SAZE	CLASS	SERIAL NUMBER	SHEET	REVISION
5614	R	A4	P		1 of 84	1

SHEET	PAGE DESCRIPTION	REVISION MARKER					
		0	1	2	3	4	5
1	COVER SHEET	X	X				
2	INDEX	X	X				
3	INDEX	X	X				
4	LEGEND	X	X				
5	COVER SHEET INCOMING A	X	X				
6	INTERNAL AIR CIRCUIT BREAKER(3WL) (INCOMING A)	X	X				
7	HEATER & LIGHTING DIAGRAM (INCOMING A)	X	X				
8	SUPPLY CIRCUIT DIAGRAM (INCOMING A)	X	X				
9	POWER CIRCUIT DIAGRAM (INCOMING A)	X	X				
10	POWER CIRCUIT DIAGRAM (INCOMING A)	X	X				
11	MEASURING CIRCUIT DIAGRAM (INCOMING A)	X	X				
12	RELAY CONNECTION DIAGRAM (INCOMING A)	X	X				
13	CONTROL CIRCUIT DIAGRAM (INCOMING A)	X	X				
14	CONTROL CIRCUIT DIAGRAM (INCOMING A)	X	X				
15	CONTROL CIRCUIT DIAGRAM (INCOMING A)	X	X				
16	CONTROL CIRCUIT DIAGRAM (INCOMING A)	X	X				
17	CONTROL CIRCUIT DIAGRAM (INCOMING A)	X	X				
18	CONTROL CIRCUIT DIAGRAM (INCOMING A)	X	X				
19	SIGNALING (INCOMING A)	X	X				
20	SIGNALING (INCOMING A)	X	X				
21	COVER SHEET COUPLING	X	X				
22	INTERNAL AIR CIRCUIT BREAKER(3WL) (COUPLING)	X	X				
23	HEATER & LIGHTING DIAGRAM (COUPLING)	X	X				
24	SUPPLY CIRCUIT DIAGRAM (COUPLING)	X	X				
25	MEASURING & RELAY CONNECTION DIAGRAM (COUPLING)	X	X				
26	POWER CIRCUIT DIAGRAM (COUPLING)	X	X				
27	MEASURING & RELAY CONNECTION DIAGRAM (COUPLING)	X	X				
28	MEASURING & RELAY CONNECTION DIAGRAM (COUPLING)	X	X				
29	RELAY CONNECTION DIAGRAM (COUPLING)	X	X				
30	CONTROL CIRCUIT DIAGRAM (COUPLING)	X	X				
31	CONTROL CIRCUIT DIAGRAM (COUPLING)	X	X				
32	CONTROL CIRCUIT DIAGRAM (COUPLING)	X	X				
33	CONTROL CIRCUIT DIAGRAM (COUPLING)	X	X				
34	CONTROL CIRCUIT DIAGRAM (COUPLING)	X	X				
35	CONTROL CIRCUIT DIAGRAM (COUPLING)	X	X				
36	CONTROL CIRCUIT DIAGRAM (COUPLING)	X	X				
37	CONTROL CIRCUIT DIAGRAM (COUPLING)	X	X				
38	SIGNALING (COUPLING)	X	X				
39	SIGNALING (COUPLING)	X	X				
40	COVER SHEET INCOMING B	X	X				
41	INTERNAL AIR CIRCUIT BREAKER(3WL) (INCOMING B)	X	X				
42	HEATER & LIGHTING DIAGRAM (INCOMING B)	X	X				
43	SUPPLY CIRCUIT DIAGRAM (INCOMING B)	X	X				
44	POWER CIRCUIT DIAGRAM (INCOMING B)	X	X				
45	POWER CIRCUIT DIAGRAM (INCOMING B)	X	X				

GENERAL NOTE:						
REFRENS DRAWING						
SPECIFICATION FOR LV SWITCHGEARS				5614-C-EL-SP-002-0		
OVERALL SINGLE LINE DIAGRAM FOR SUBSTATION A,G,K,L,X				5614-...-EL-SL-002-R-0		
DATA SHEET FOR LV SWITCHGEARS				5414-C-EL-DS-002-0		
ELECTRICAL SIGNAL LIST				5614-D-EL-LS-001		
SYMBOLS AND LEGENDS						
04						
03						
02						
01						
REV	DATE	DESCRIPTION	DRAWN	PRE'D	CHK'D	APP'D
CLIENT :						
EPC CONTRACTOR :						
PROJECT TITLE : NEW SUBSTATION						
DWG TITLE : TYPICAL SCHEMATIC FOR 400V SUBSTATION A,K,G,L,X						
VENDOR DRAWING NO: 5614-VD-001(021-048-075-102-129)-0				SCALE N.T.S		
PROJECT NUMBER	LOCATION	SAZE	CLASS	SERIAL NUMBER	SHEET	REVISION
5614	R	A4	P		2 of 84	1

SHEET		REVISION MARKER					
		0	1	2	3	4	5
46	MEASURING CIRCUIT DIAGRAM (INCOMING B)	X	X				
47	RELAY CONNECTION DIAGRAM (INCOMING B)	X	X				
48	CONTROL CIRCUIT DIAGRAM (INCOMING B)	X	X				
49	CONTROL CIRCUIT DIAGRAM (INCOMING B)	X	X				
50	CONTROL CIRCUIT DIAGRAM (INCOMING B)	X	X				
51	CONTROL CIRCUIT DIAGRAM (INCOMING B)	X	X				
52	CONTROL CIRCUIT DIAGRAM (INCOMING B)	X	X				
53	CONTROL CIRCUIT DIAGRAM (INCOMING B)	X	X				
54	SIGNALING (INCOMING B)	X	X				
55	SIGNALING (INCOMING B)	X	X				
56	COVER SHEET OUTGOING MCCB (+EARTH FAULT)	X	X				
57	POWER & CONTROL CIRCUIT DIAGRAM OUTGOING MCCB (+EARTH FAULT)	X	X				
58	SIGNALING & CONTROL CIRCUIT DIAGRAM OUTGOING MCCB (+EARTH FAULT)	X	X				
59	COVER SHEET OUTGOING MCCB (CABLE)	X	X				
60	POWER & CONTROL CIRCUIT DIAGRAM OUTGOING MCCB (CABLE)	X	X				
61	SIGNALING & CONTROL CIRCUIT DIAGRAM OUTGOING MCCB (CABLE)	X	X				
62	COVER SHEET OUTGOING ACB (+EARTH FAULT)	X	X				
63	POWER & SUPPLY CIRCUIT DIAGRAM OUTGOING ACB (+EARTH FAULT)	X	X				
64	CONTROL CIRCUIT DIAGRAM OUTGOING ACB (+EARTH FAULT)	X	X				
65	SIGNALING OUTGOING ACB (+EARTH FAULT)	X	X				
66	COVER SHEET (CAPACITOR BANK)	X	X				
67	POWER CIRCUIT DIAGRAM (CAPACITOR BANK)	X	X				
68	CONTROL CIRCUIT DIAGRAM (CAPACITOR BANK)	X	X				
69	CONTROL CIRCUIT DIAGRAM (CAPACITOR BANK)	X	X				
70	HEATER & LIGHTING DIAGRAM (CAPACITOR BANK)	X	X				
71	COVER SHEET OUTGOING MPCB (+3RT)	X	X				
72	POWER & CONTROL CIRCUIT DIAGRAM OUTGOING MPCB (+3RT)	X	X				
73	SIGNALING & CONTROL CIRCUIT DIAGRAM OUTGOING MPCB (+3RT)	X	X				
74	COVER SHEET OUTGOING MCCB (+3RT+3RU+CT+E.F)	X	X				
75	POWER & CONTROL CIRCUIT DIAGRAM OUTGOING MCCB (+3RT+3RU+CT+E.F)	X	X				
76	SIGNALING & CONTROL CIRCUIT DIAGRAM OUTGOING MCCB (+3RT+3RU+CT+E.F)	X	X				
77	COVER SHEET OUTGOING MCCB (+3RT+3RU+CT)	X	X				
78	POWER & CONTROL CIRCUIT DIAGRAM OUTGOING MCCB (+3RT+3RU+CT)	X	X				
79	SIGNALING & CONTROL CIRCUIT DIAGRAM OUTGOING MCCB (+3RT+3RU+CT)	X	X				
80							
81							
82							
83							
84							
85							
86							
87							
88							
89							
90							

GENERAL NOTE:						
REFRENS DRAWING						
SPECIFICATION FOR LV SWITCHGEARS				5614-C-EL-SP-002-0		
OVERALL SINGLE LINE DIAGRAM FOR SUBSTATION A,K,L,X				5614-...-EL-SL-002-R-0		
DATA SHEET FOR LV SWITCHGEARS				5414-C-EL-DS-002-0		
ELECTRICAL SIGNAL LIST				5614-D-EL-LS-001		
SYMBOLS AND LEGENDS						
04						
03						
02						
01						
REV	DATE	DESCRIPTION	DRAWN	PRE'D	CHK'D	APP'D
CLIENT :						
EPC CONTRACTOR :						
PROJECT TITLE : NEW SUBSTATION						
DWG TITLE : TYPICAL SCHEMATIC FOR 400V SUBSTATION A,K,G,L,X						
VENDOR DRAWING NO: 5614-VD-001(021-048-075-102-129)-0				SCALE N.T.S		
PROJECT NUMBER	LOCATION	SAZE	CLASS	SERIAL NUMBER	SHEET	REVISION
5614	R	A4	P		3 of 84	1

SYMBOL	DESCRIPTION	SYMBOL	DESCRIPTION
	MOTORIZED VACUUM CIRCUIT BREAKER		PROTECTION RELAY 7SR1103
	VOLTAGE TRANSFORMER		PROTECTION RELAY 7SR1206
	CURRENT TRANSFORMER		VOLTAGE SELECTOR SWITCH
	AUXILIARY RELAY		HEATER
	HRC FUSE		
	AMMETER		
	PHASE INDICATOR		
	EARTH SWITCH		
	AMP / VOLT METER		
	CONTROL SELECTOR SWITCH		
	CONTACTOR CAPACITOR		
	Knife Fuse Disconnecter		

SYMBOL	DESCRIPTION	SYMBOL	DESCRIPTION
	TEST BLOCK		LOCKOUT RELAY
	MECHANICAL INTERLOCK		FAST ACTION RELAY
	MINIATURE CIRCUIT BREAKER		TCS RELAY
	DIODE		DISCREPANCY
	PUSH BUTTON		MULTIFUNCTION RELAY PM800
	CURRENT TERMINAL		REGULATOR
	INDICATOR LIGHT		CAPACITOR
	MICRO SWITCH		FAN
	BLOCKING MAGNET		
	TIMER		
	THERMOSTAT		
	CELL LIGHTING		
	PROTECTION RELAY 7RW801		

GENERAL NOTE:

REFRENS DRAWING

SPECIFICATION FOR LV SWITCHGEARS	5614-C-EL-SP-002-0
OVERALL SINGLE LINE DIAGRAM FOR SUBSTATION A,G,K,L,X	5614-...-EL-SL-002-R-0
DATA SHEET FOR LV SWITCHGEARS	5414-C-EL-DS-002-0
ELECTRICAL SIGNAL LIST	5614-D-EL-LS-001

SYMBOLS AND LEGENDS

04						
03						
02						
01						
REV	DATE	DESCRIPTION	DRAWN	PRE'D	CHK'D	APP'D

CLIENT :

EPC CONTRACTOR :

PROJECT TITLE :
NEW SUBSTATION

DWG TITLE :
TYPICAL SCHEMATIC FOR 400V SUBSTATION A,K,G,L,X

VENDOR DRAWING NO: 5614-VD-001(021-048-075-102-129)-0				SCALE N.T.S		
PROJECT NUMBER	LOCATION	SAZE	CLASS	SERIAL NUMBER	SHEET	REVISION
5614	R	A4	P		4 of 84	1

GENERAL NOTE:

REFRENS DRAWING

SPECIFICATION FOR LV SWITCHGEARS	5614-C-EL-SP-002-0
OVERALL SINGLE LINE DIAGRAM FOR SUBSTATION A,K,L,X	5614-...-EL-SL-002-R-0
DATA SHEET FOR LV SWITCHGEARS	5414-C-EL-DS-002-0
ELECTRICAL SIGNAL LIST	5614-D-EL-LS-001

SYMBOLS AND LEGENDS

WIRING DIAGRAM FOR INCOMING A

04						
03						
02						
01						
REV	DATE	DESCRIPTION	DRAWN	PRE'D	CHK'D	APP'D

CLIENT :

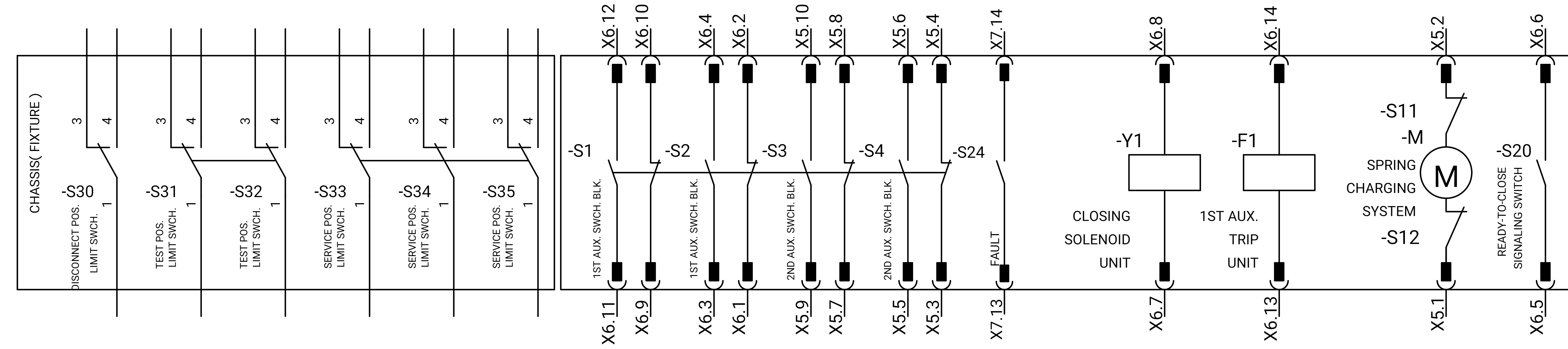
EPC CONTRACTOR :

PROJECT TITLE : NEW SUBSTATION

DWG TITLE : TYPICAL SCHEMATIC FOR 400V SUBSTATION A,K,G,L,X

VENDOR DRAWING NO: 5614-VD-001(021-048-075-102-129)-0 SCALE N.T.S

PROJECT NUMBER	LOCATION	SAZE	CLASS	SERIAL NUMBER	SHEET	REVISION
5614	R	A4	P		5 of 84	1



GENERAL NOTE:

REFRENS DRAWING

SPECIFICATION FOR LV SWITCHGEARS	5614-C-EL-SP-002-0
OVERALL SINGLE LINE DIAGRAM FOR SUBSTATION A,G,K,L,X	5614-...-EL-SL-002-R-0
DATA SHEET FOR LV SWITCHGEARS	5414-C-EL-DS-002-0
ELECTRICAL SIGNAL LIST	5614-D-EL-LS-001

SYMBOLS AND LEGENDS

04						
03						
02						
01						
REV	DATE	DESCRIPTION	DRAWN	PRE'D	CHK'D	APP'D

CLIENT :

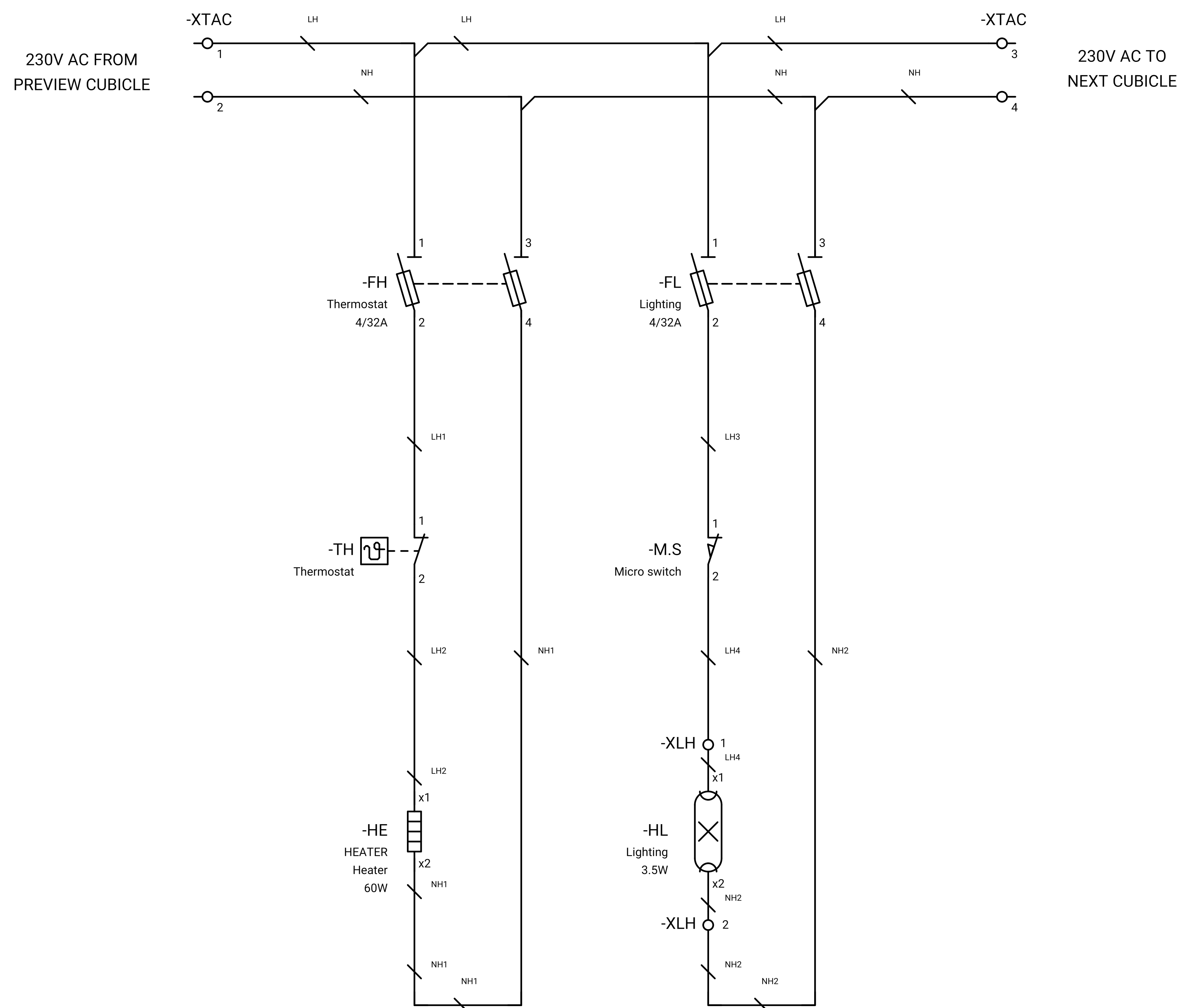
EPC CONTRACTOR :

PROJECT TITLE :
NEW SUBSTATION

DWG TITLE :
TYPICAL SCHEMATIC FOR 400V SUBSTATION A,K,G,L,X

VENDOR DRAWING NO: 5614-VD-001(021-048-075-102-129)-0			SCALE N.T.S			
PROJECT NUMBER	LOCATION	SAZE	CLASS	SERIAL NUMBER	SHEET	REVISION
5614	R	A4	P		6 of 84	1

GENERAL NOTE:



REFRENS DRAWING

SPECIFICATION FOR LV SWITCHGEARS	5614-C-EL-SP-002-0
OVERALL SINGLE LINE DIAGRAM FOR SUBSTATION A,K,L,X	5614-...-EL-SL-002-R-0
DATA SHEET FOR LV SWITCHGEARS	5414-C-EL-DS-002-0
ELECTRICAL SIGNAL LIST	5614-D-EL-LS-001

SYMBOLS AND LEGENDS

04						
03						
02						
01						
REV	DATE	DESCRIPTION	DRAWN	PRE'D	CHK'D	APP'D

CLIENT :

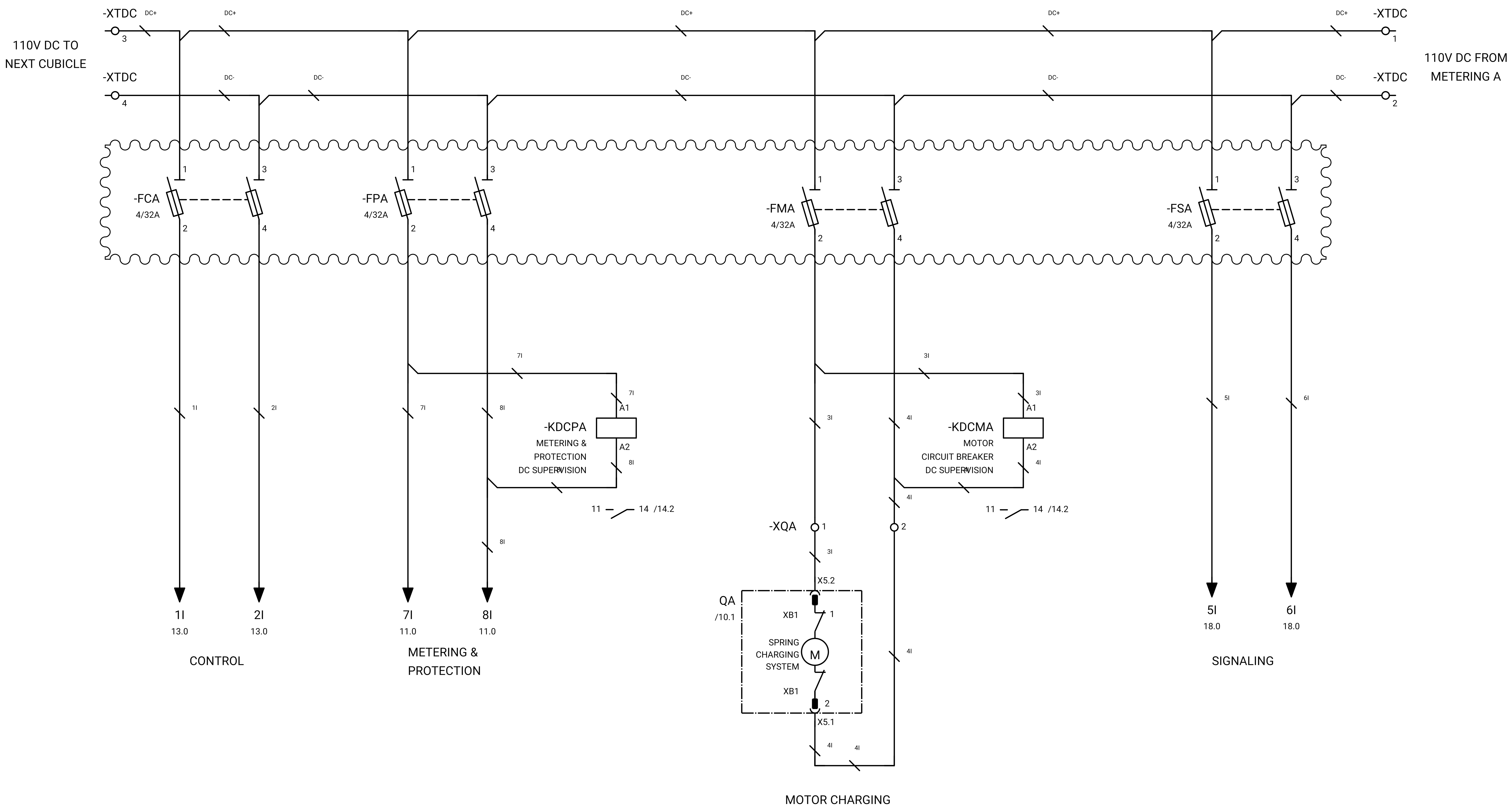
EPC CONTRACTOR :

PROJECT TITLE : NEW SUBSTATION

DWG TITLE : TYPICAL SCHEMATIC FOR 400V SUBSTATION A,K,G,L,X

VENDOR DRAWING NO: 5614-VD-001(021-048-075-102-129)-0 SCALE N.T.S

PROJECT NUMBER	LOCATION	SAZE	CLASS	SERIAL NUMBER	SHEET	REVISION
5614	R	A4	P		7 of 84	1



GENERAL NOTE:

REFRENS DRAWING

SPECIFICATION FOR LV SWITCHGEARS	5614-C-EL-SP-002-0
OVERALL SINGLE LINE DIAGRAM FOR SUBSTATION A,K,G,L,X	5614-...-EL-SL-002-R-0
DATA SHEET FOR LV SWITCHGEARS	5414-C-EL-DS-002-0
ELECTRICAL SIGNAL LIST	5614-D-EL-LS-001

SYMBOLS AND LEGENDS

04						
03						
02						
01						
REV	DATE	DESCRIPTION	DRAWN	PRE'D	CHK'D	APP'D

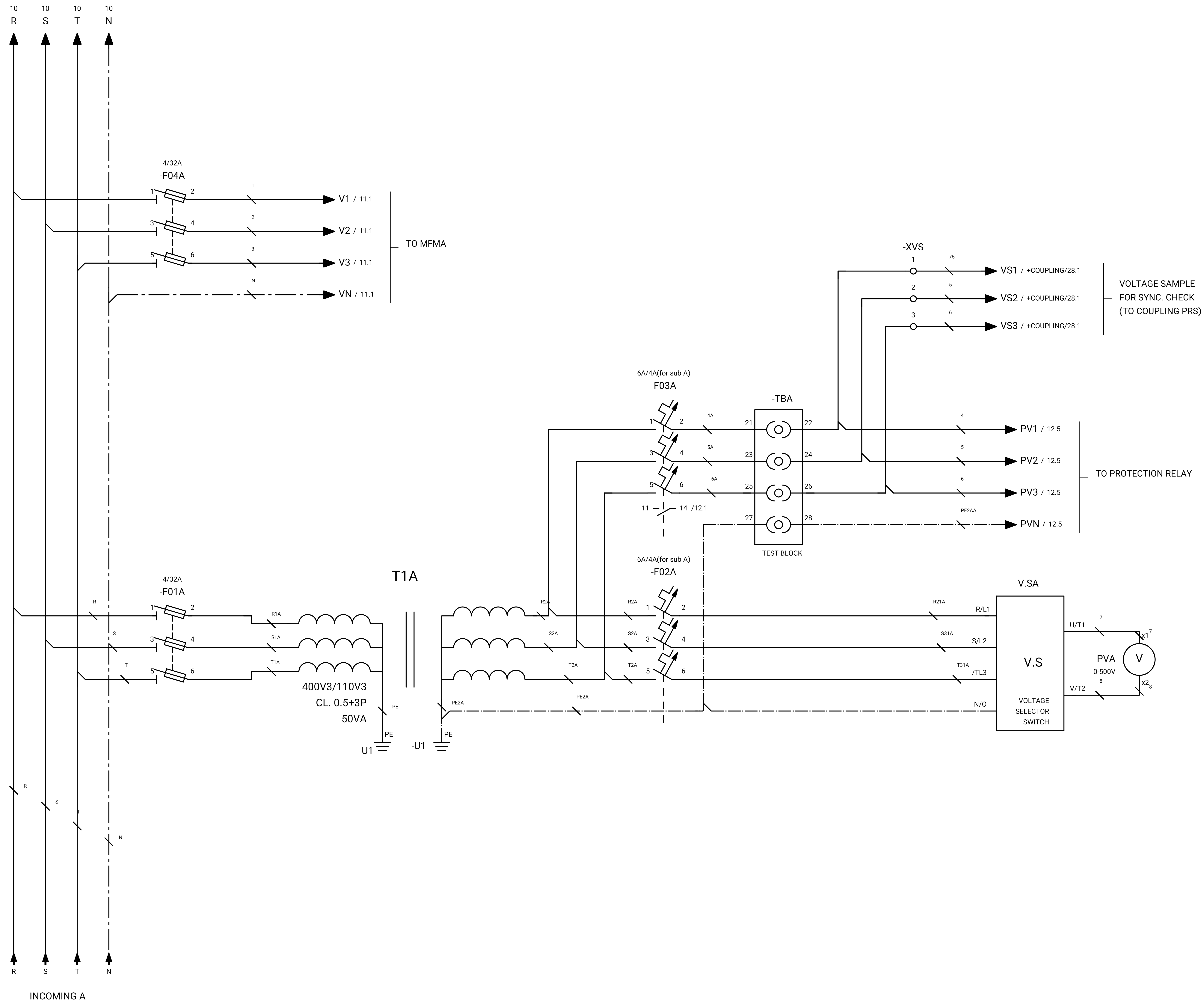
CLIENT :

EPC CONTRACTOR :

PROJECT TITLE :
NEW SUBSTATION

DWG TITLE :
TYPICAL SCHEMATIC FOR 400V SUBSTATION A,K,G,L,X

VENDOR DRAWING NO: 5614-VD-001(021-048-075-102-129)-0				SCALE N.T.S		
PROJECT NUMBER	LOCATION	SAZE	CLASS	SERIAL NUMBER	SHEET	REVISION
5614	R	A4	P		8 of 84	1



GENERAL NOTE:

REFRENSE DRAWING

SPECIFICATION FOR LV SWITCHGEARS	5614-C-EL-SP-002-0
OVERALL SINGLE LINE DIAGRAM FOR SUBSTATION A,K,G,L,X	5614-...-EL-SL-002-R-0
DATA SHEET FOR LV SWITCHGEARS	5414-C-EL-DS-002-0
ELECTRICAL SIGNAL LIST	5614-D-EL-LS-001

SYMBOLS AND LEGENDS

04						
03						
02						
01						
REV	DATE	DESCRIPTION	DRAWN	PRE'D	CHK'D	APP'D

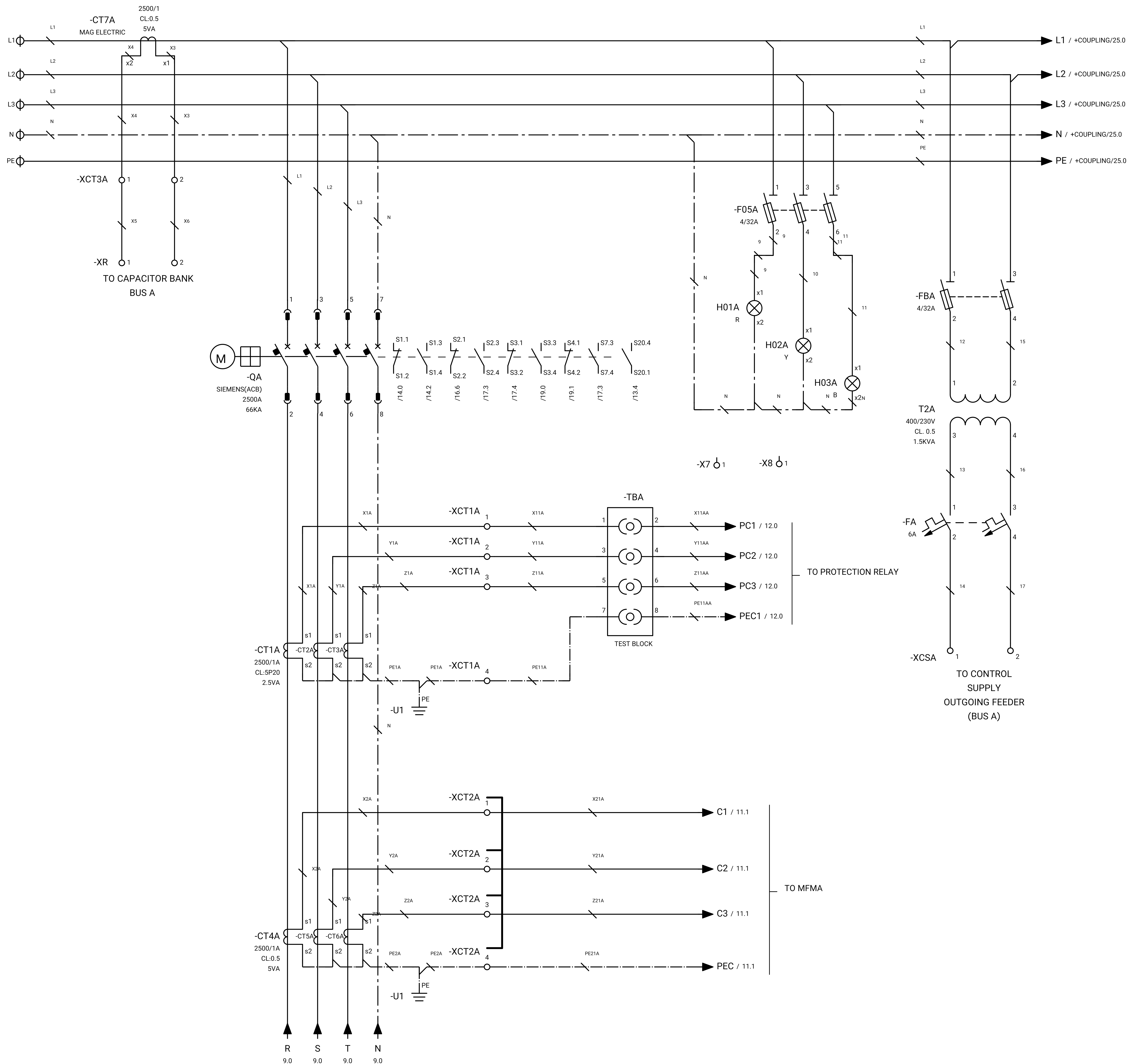
CLIENT :

EPC CONTRACTOR :

PROJECT TITLE :
NEW SUBSTATION

DWG TITLE :
TYPICAL SCHEMATIC FOR 400V SUBSTATION A,K,G,L,X

VENDOR DRAWING NO: 5614-VD-001(021-048-075-102-129)-0			SCALE N.T.S			
PROJECT NUMBER	LOCATION	SAZE	CLASS	SERIAL NUMBER	SHEET	REVISION
5614	R	A4	P		9 of 84	1



GENERAL NOTE:

REFRENS DRAWING

SPECIFICATION FOR LV SWITCHGEARS	5614-C-EL-SP-002-0
OVERALL SINGLE LINE DIAGRAM FOR SUBSTATION A,K,L,X	5614-...-EL-SL-002-R-0
DATA SHEET FOR LV SWITCHGEARS	5414-C-EL-DS-002-0
ELECTRICAL SIGNAL LIST	5614-D-EL-LS-001

SYMBOLS AND LEGENDS

04						
03						
02						
01						
REV	DATE	DESCRIPTION	DRAWN	PRE'D	CHK'D	APP'D

CLIENT :

EPC CONTRACTOR :

PROJECT TITLE :
NEW SUBSTATION

DWG TITLE :
TYPICAL SCHEMATIC FOR 400V SUBSTATION A,K,G,L,X

VENDOR DRAWING NO: 5614-VD-001(021-048-075-102-129)-0			SCALE N.T.S			
PROJECT NUMBER	LOCATION	SAZE	CLASS	SERIAL NUMBER	SHEET	REVISION
5614	R	A4	P		10 of 84	1

GENERAL NOTE:

REFRENS DRAWING

SPECIFICATION FOR LV SWITCHGEARS	5614-C-EL-SP-002-0
OVERALL SINGLE LINE DIAGRAM FOR SUBSTATION A,K,L,X	5614-...-EL-SL-002-R-0
DATA SHEET FOR LV SWITCHGEARS	5414-C-EL-DS-002-0
ELECTRICAL SIGNAL LIST	5614-D-EL-LS-001

SYMBOLS AND LEGENDS

04						
03						
02						
01						
REV	DATE	DESCRIPTION	DRAWN	PRE'D	CHK'D	APP'D

CLIENT :

EPC CONTRACTOR :

PROJECT TITLE :
NEW SUBSTATION

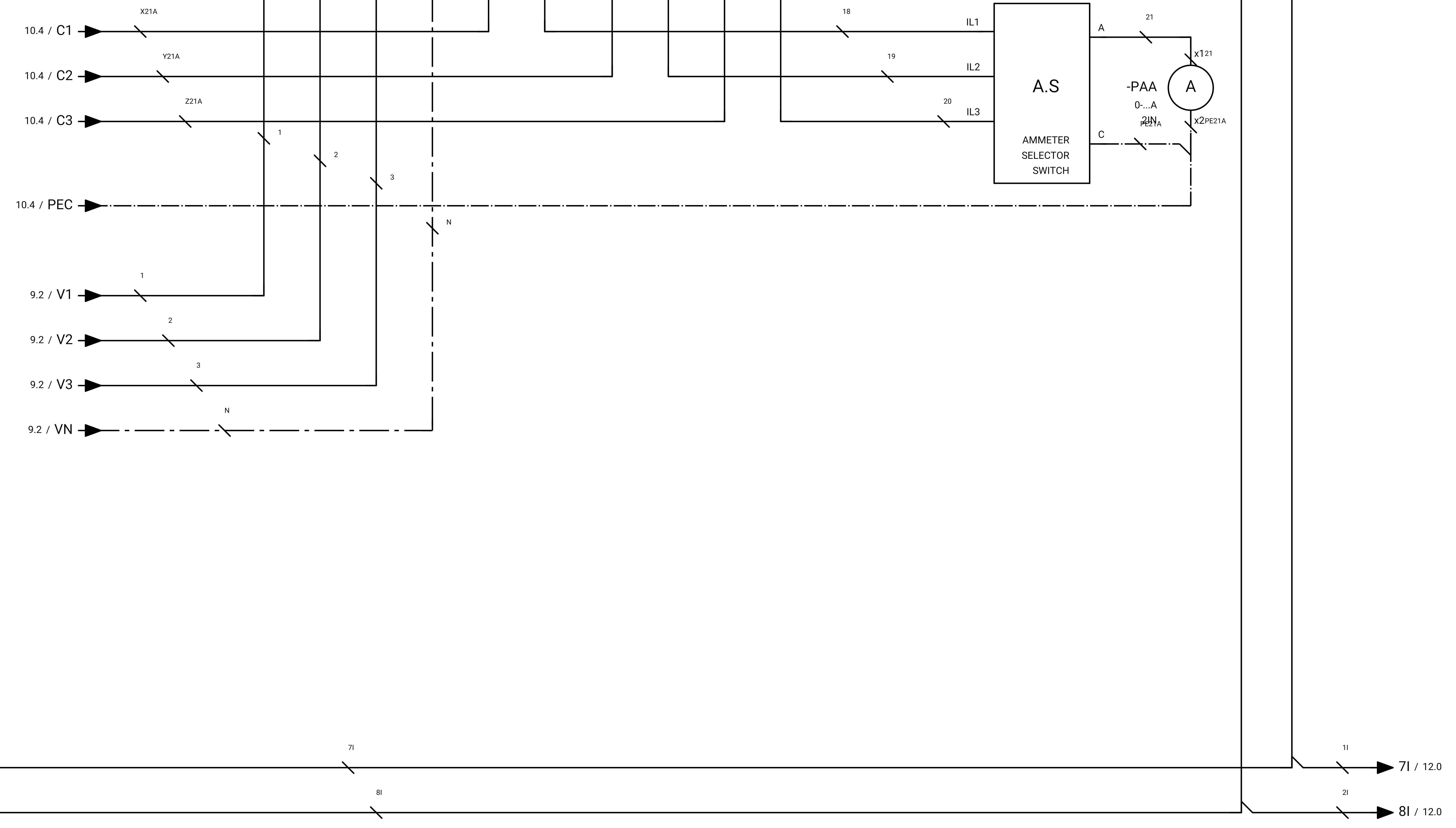
DWG TITLE :
TYPICAL SCHEMATIC FOR 400V SUBSTATION A,K,G,L,X

VENDOR DRAWING NO: 5614-VD-001(021-048-075-102-129)-0				SCALE N.T.S		
PROJECT NUMBER	LOCATION	SAZE	CLASS	SERIAL NUMBER	SHEET	REVISION
5614	R	A4	P		11 of 84	1

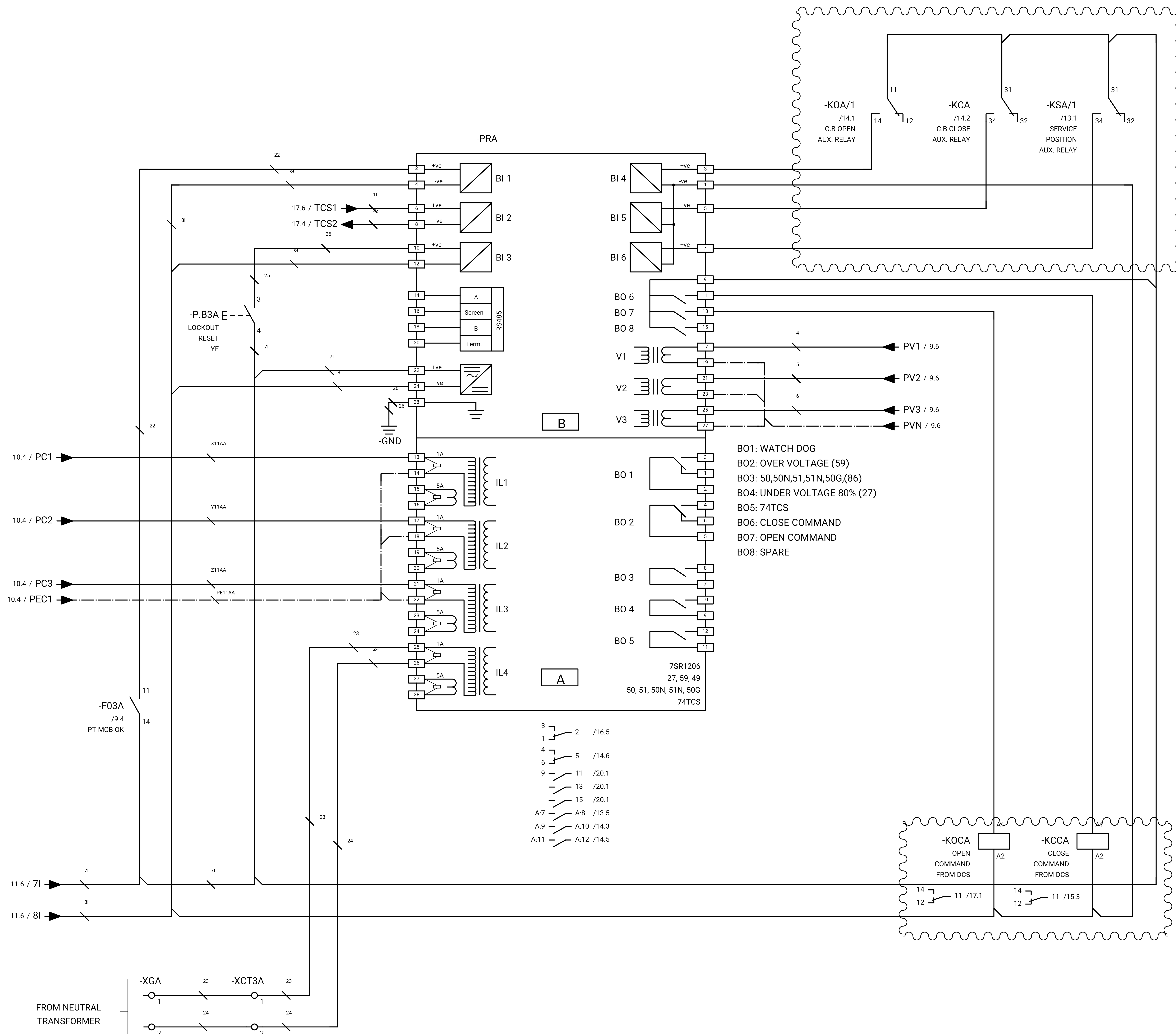
-MFMA
EMM-4L
MULTIFUNCTION

11	12	13	14	15	16	17	18	19	20	21	22	23	24
A+	B-	PO+		PO-	TP+		TP-	L/+			N/-		
V1	V2	V3	Vn	I11	I12	I21	I22	I31	I32				
1	2	3	4	5	6	7	8	9	10				

FROM CURRENT TRANSFORMER



GENERAL NOTE:



REFRENS DRAWING

SPECIFICATION FOR LV SWITCHGEARS	5614-C-EL-SP-002-0
OVERALL SINGLE LINE DIAGRAM FOR SUBSTATION A,K,L,X	5614-...-EL-SL-002-R-0
DATA SHEET FOR LV SWITCHGEARS	5414-C-EL-DS-002-0
ELECTRICAL SIGNAL LIST	5614-D-EL-LS-001

SYMBOLS AND LEGENDS

04						
03						
02						
01						
REV	DATE	DESCRIPTION	DRAWN	PRE'D	CHK'D	APP'D

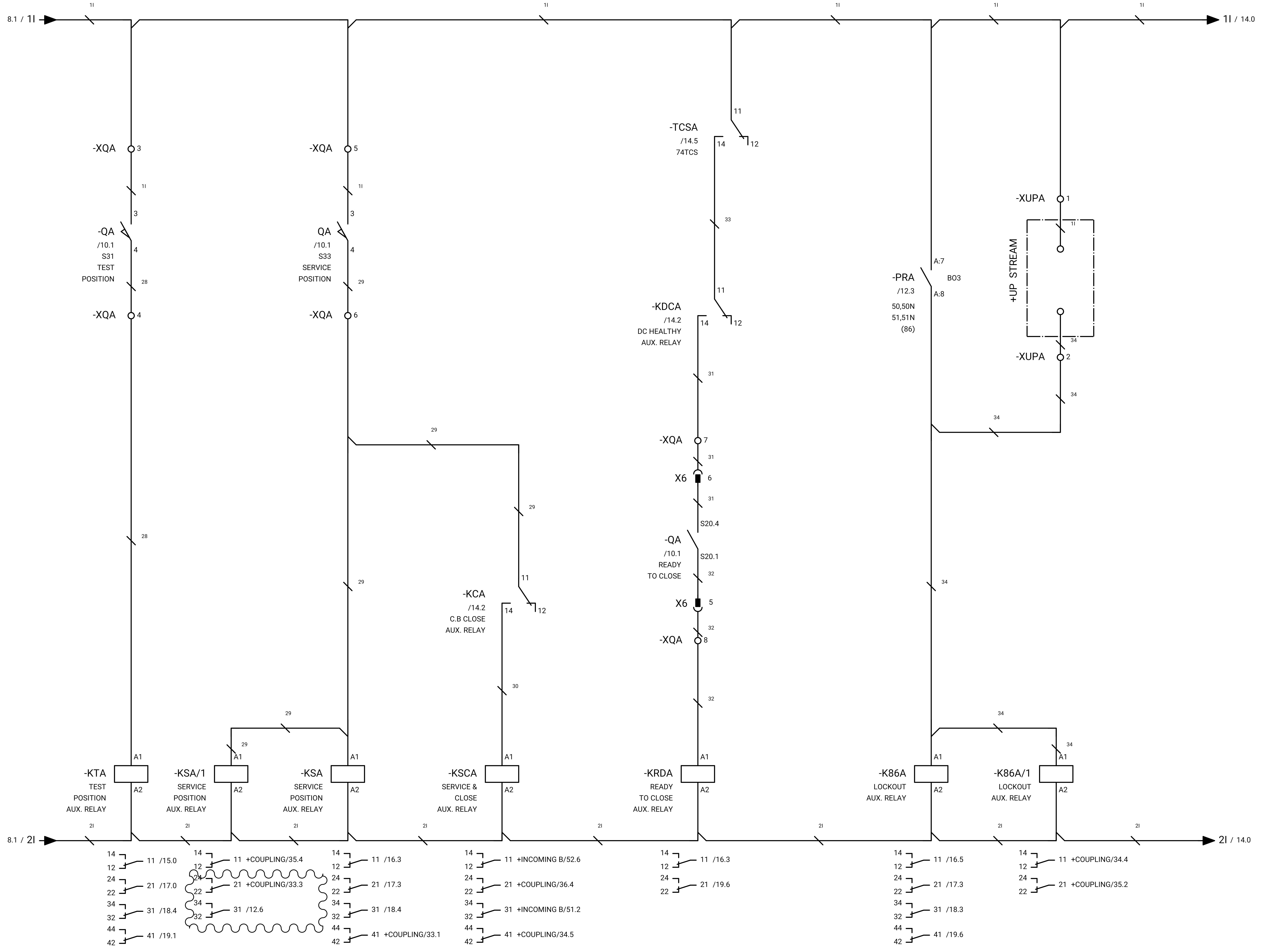
CLIENT :

EPC CONTRACTOR :

PROJECT TITLE :
NEW SUBSTATION

DWG TITLE :
TYPICAL SCHEMATIC FOR 400V SUBSTATION A,K,G,L,X

VENDOR DRAWING NO: 5614-VD-001(021-048-075-102-129)-0				SCALE N.T.S		
PROJECT NUMBER	LOCATION	SAZE	CLASS	SERIAL NUMBER	SHEET	REVISION
5614	R	A4	P		12 of 84	1



GENERAL NOTE:

REFRENS DRAWING

SPECIFICATION FOR LV SWITCHGEARS	5614-C-EL-SP-002-0
OVERALL SINGLE LINE DIAGRAM FOR SUBSTATION A,G,K,L,X	5614-...-EL-SL-002-R-0
DATA SHEET FOR LV SWITCHGEARS	5414-C-EL-DS-002-0
ELECTRICAL SIGNAL LIST	5614-D-EL-LS-001

SYMBOLS AND LEGENDS

04						
03						
02						
01						
REV	DATE	DESCRIPTION	DRAWN	PRE'D	CHK'D	APP'D

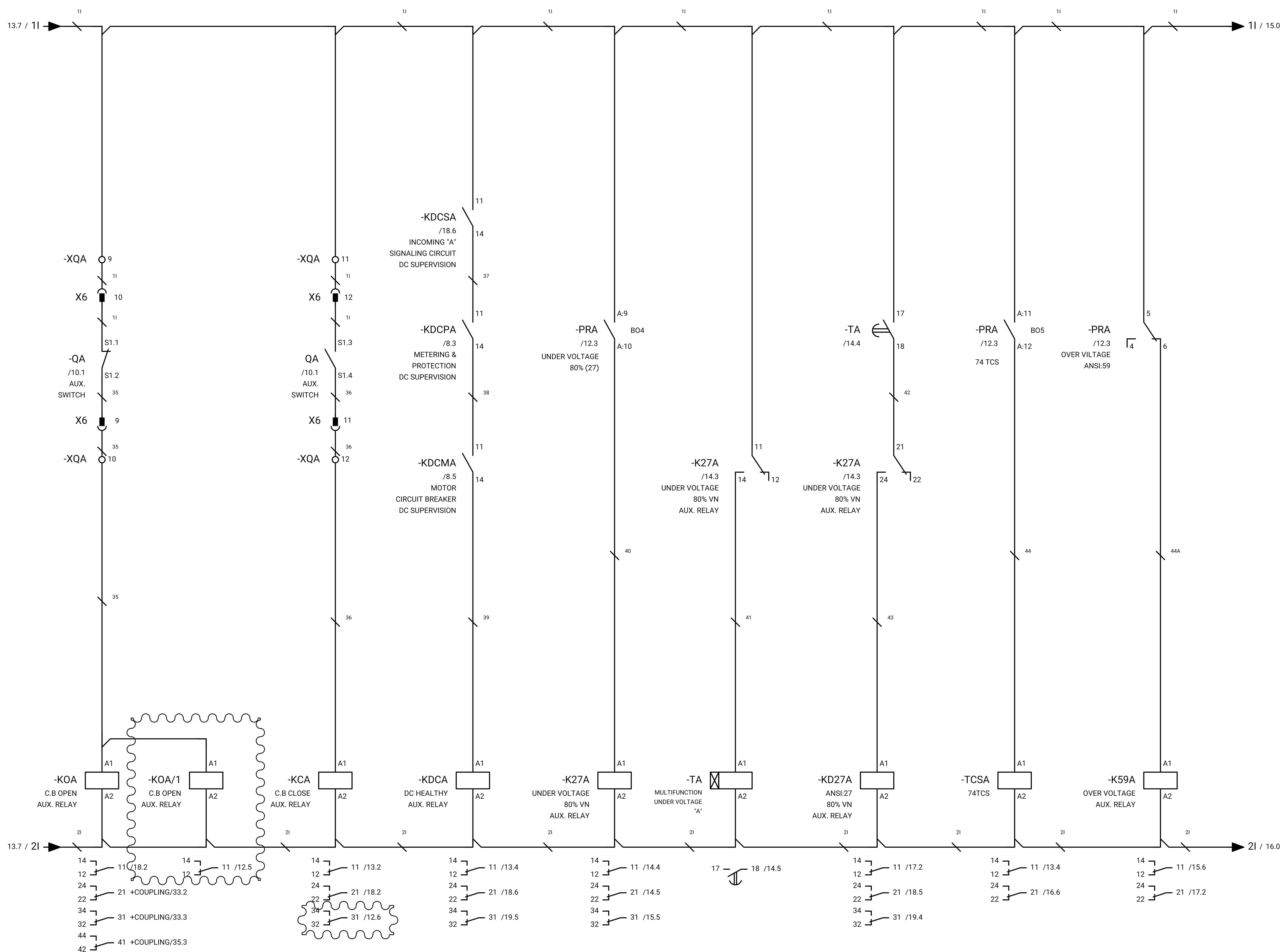
CLIENT :

EPC CONTRACTOR :

PROJECT TITLE :
NEW SUBSTATION

DWG TITLE :
TYPICAL SCHEMATIC FOR 400V SUBSTATION A,K,G,L,X

VENDOR DRAWING NO: 5614-VD-001(021-048-075-102-129)-0				SCALE N.T.S		
PROJECT NUMBER	LOCATION	SAZE	CLASS	SERIAL NUMBER	SHEET	REVISION
5614	R	A4	P		13 of 84	1



GENERAL NOTE:

REFRENS DRAWING

SPECIFICATION FOR LV SWITCHGEARS	5614-C-EL-SP-002-0
OVERALL SINGLE LINE DIAGRAM FOR SUBSTATION A,K,G,L,X	5614-...-EL-SL-002-R-0
DATA SHEET FOR LV SWITCHGEARS	5414-C-EL-DS-002-0
ELECTRICAL SIGNAL LIST	5614-D-EL-LS-001

SYMBOLS AND LEGENDS

04						
03						
02						
01						
REV	DATE	DESCRIPTION	DRAWN	PRE'D	CHK'D	APP'D

CLIENT :

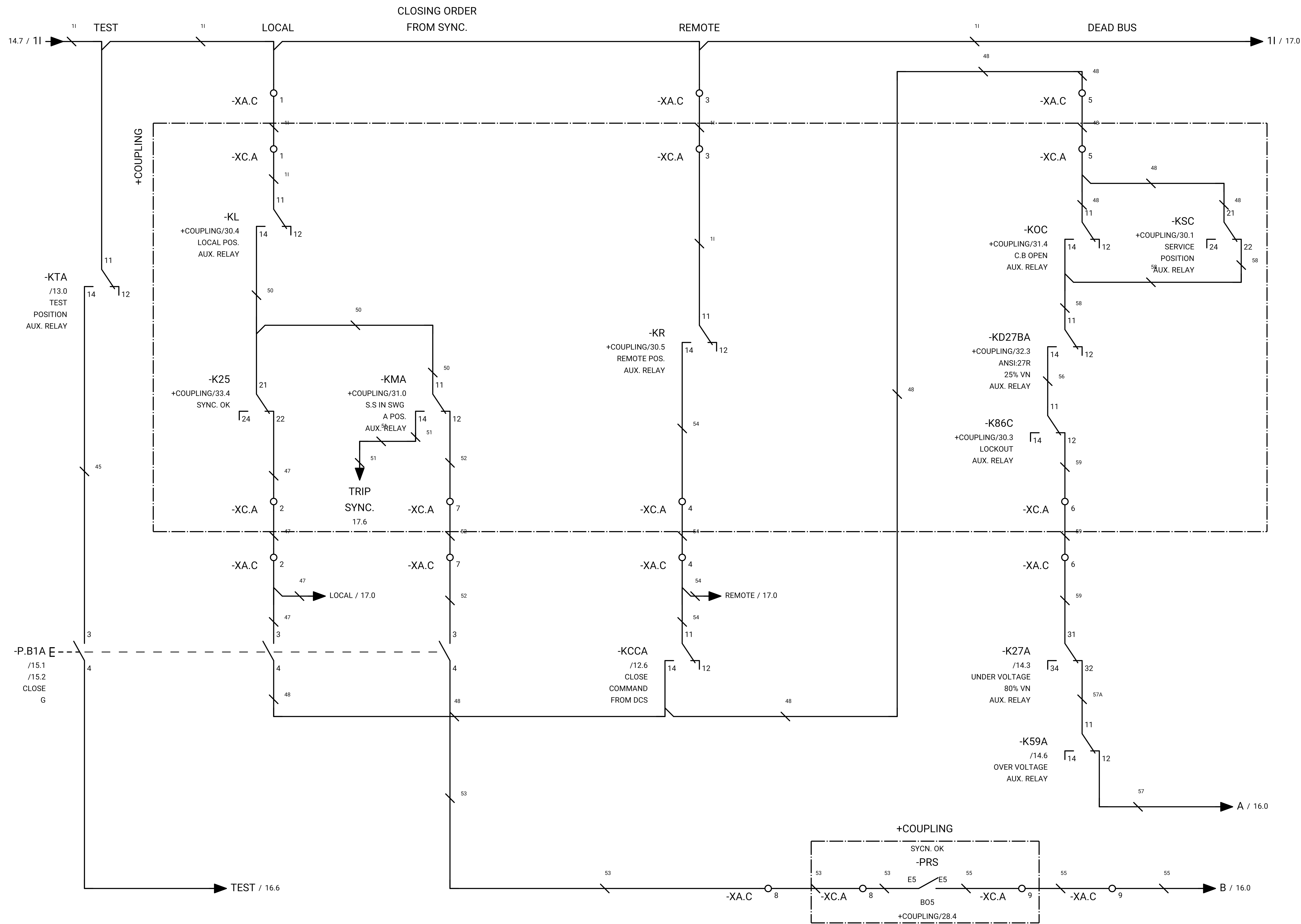
EPC CONTRACTOR :

PROJECT TITLE :
NEW SUBSTATION

DWG TITLE :
TYPICAL SCHEMATIC FOR 400V SUBSTATION A,K,G,L,X

VENDOR DRAWING NO: 5614-VD-001(021-048-075-102-129)-0				SCALE N.T.S		
PROJECT NUMBER	LOCATION	SAZE	CLASS	SERIAL NUMBER	SHEET	REVISION
5614	R	A4	P		14 of 84	1

GENERAL NOTE:



REFRENSE DRAWING

SPECIFICATION FOR LV SWITCHGEARS	5614-C-EL-SP-002-0
OVERALL SINGLE LINE DIAGRAM FOR SUBSTATION A,K,L,X	5614-...-EL-SL-002-R-0
DATA SHEET FOR LV SWITCHGEARS	5414-C-EL-DS-002-0
ELECTRICAL SIGNAL LIST	5614-D-EL-LS-001

SYMBOLS AND LEGENDS

04						
03						
02						
01						
REV	DATE	DESCRIPTION	DRAWN	PRE'D	CHK'D	APP'D

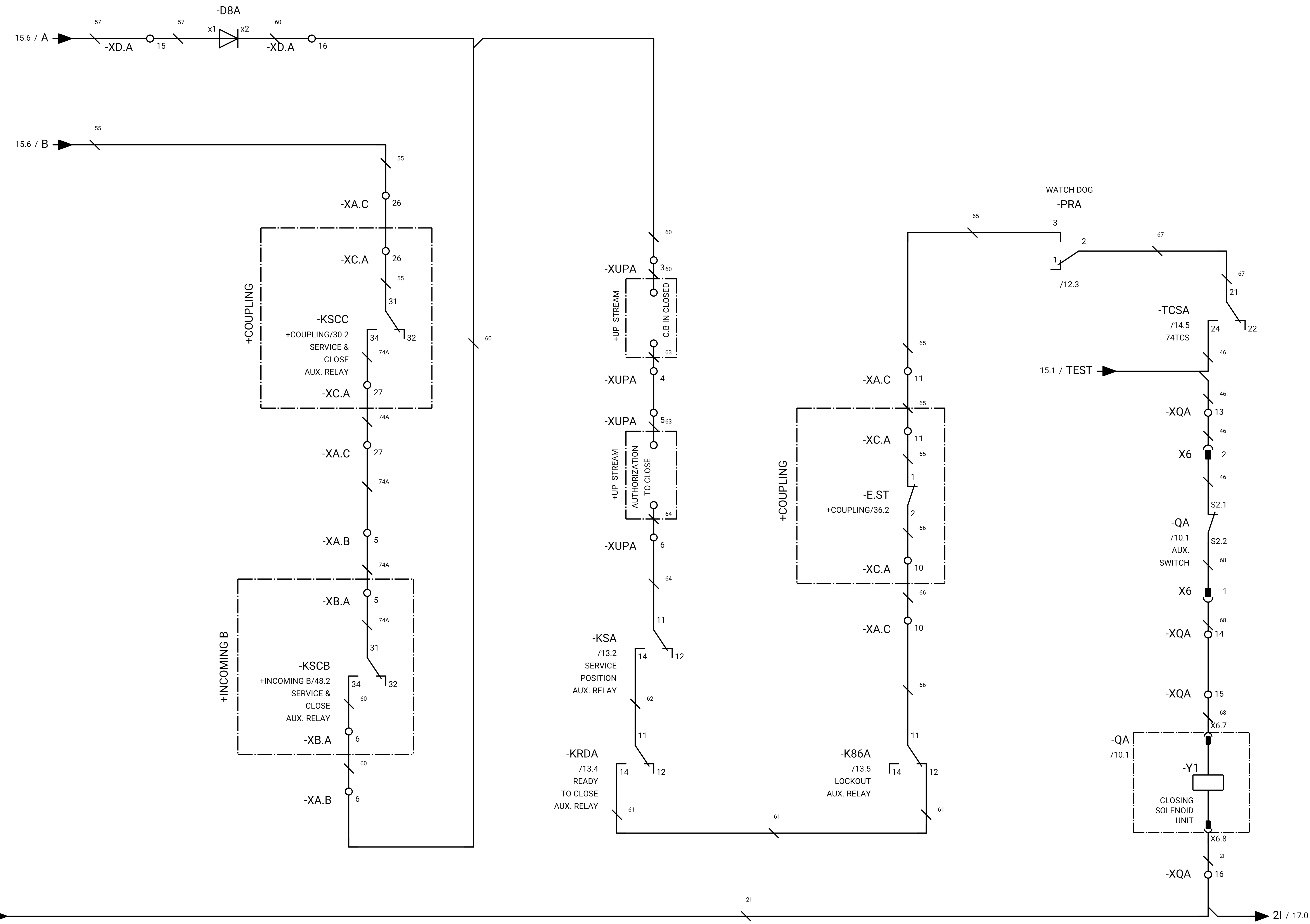
CLIENT :

EPC CONTRACTOR :

PROJECT TITLE : NEW SUBSTATION

DWG TITLE : TYPICAL SCHEMATIC FOR 400V SUBSTATION A,K,G,L,X

VENDOR DRAWING NO: 5614-VD-001(021-048-075-102-129)-0			SCALE N.T.S			
PROJECT NUMBER	LOCATION	SAZE	CLASS	SERIAL NUMBER	SHEET	REVISION
5614	R	A4	P		15 of 84	1



GENERAL NOTE:

REFRENS DRAWING

SPECIFICATION FOR LV SWITCHGEARS	5614-C-EL-SP-002-0
OVERALL SINGLE LINE DIAGRAM FOR SUBSTATION A,K,L,X	5614-...-EL-SL-002-R-0
DATA SHEET FOR LV SWITCHGEARS	5414-C-EL-DS-002-0
ELECTRICAL SIGNAL LIST	5614-D-EL-LS-001

SYMBOLS AND LEGENDS

04						
03						
02						
01						
REV	DATE	DESCRIPTION	DRAWN	PRE'D	CHK'D	APP'D

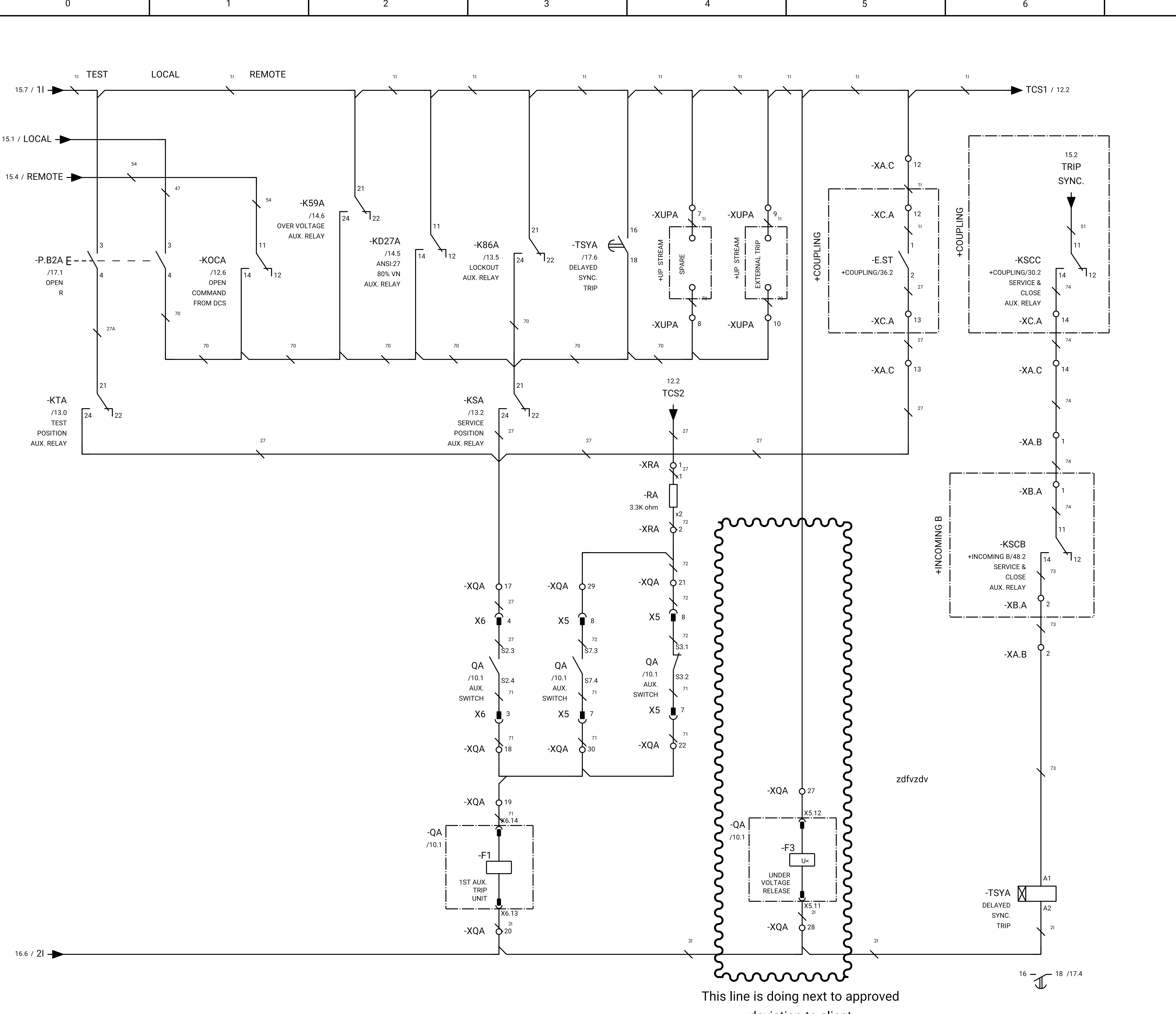
CLIENT :

EPC CONTRACTOR :

PROJECT TITLE :
NEW SUBSTATION

DWG TITLE :
TYPICAL SCHEMATIC FOR 400V SUBSTATION A,K,G,L,X

VENDOR DRAWING NO: 5614-VD-001(021-048-075-102-129)-0			SCALE N.T.S			
PROJECT NUMBER	LOCATION	SAZE	CLASS	SERIAL NUMBER	SHEET	REVISION
5614	R	A4	P		16 of 84	1



This line is doing next to approved deviation to client.

GENERAL NOTE:

REFRENS DRAWING

SPECIFICATION FOR LV SWITCHGEARS	5614-C-EL-SP-002-0
OVERALL SINGLE LINE DIAGRAM FOR SUBSTATION A,G,K,L,X	5614-...-EL-SL-002-R-0
DATA SHEET FOR LV SWITCHGEARS	5414-C-EL-DS-002-0
ELECTRICAL SIGNAL LIST	5614-D-EL-LS-001

SYMBOLS AND LEGENDS

04						
03						
02						
01						
REV	DATE	DESCRIPTION	DRAWN	PRE'D	CHK'D	APP'D

CLIENT :

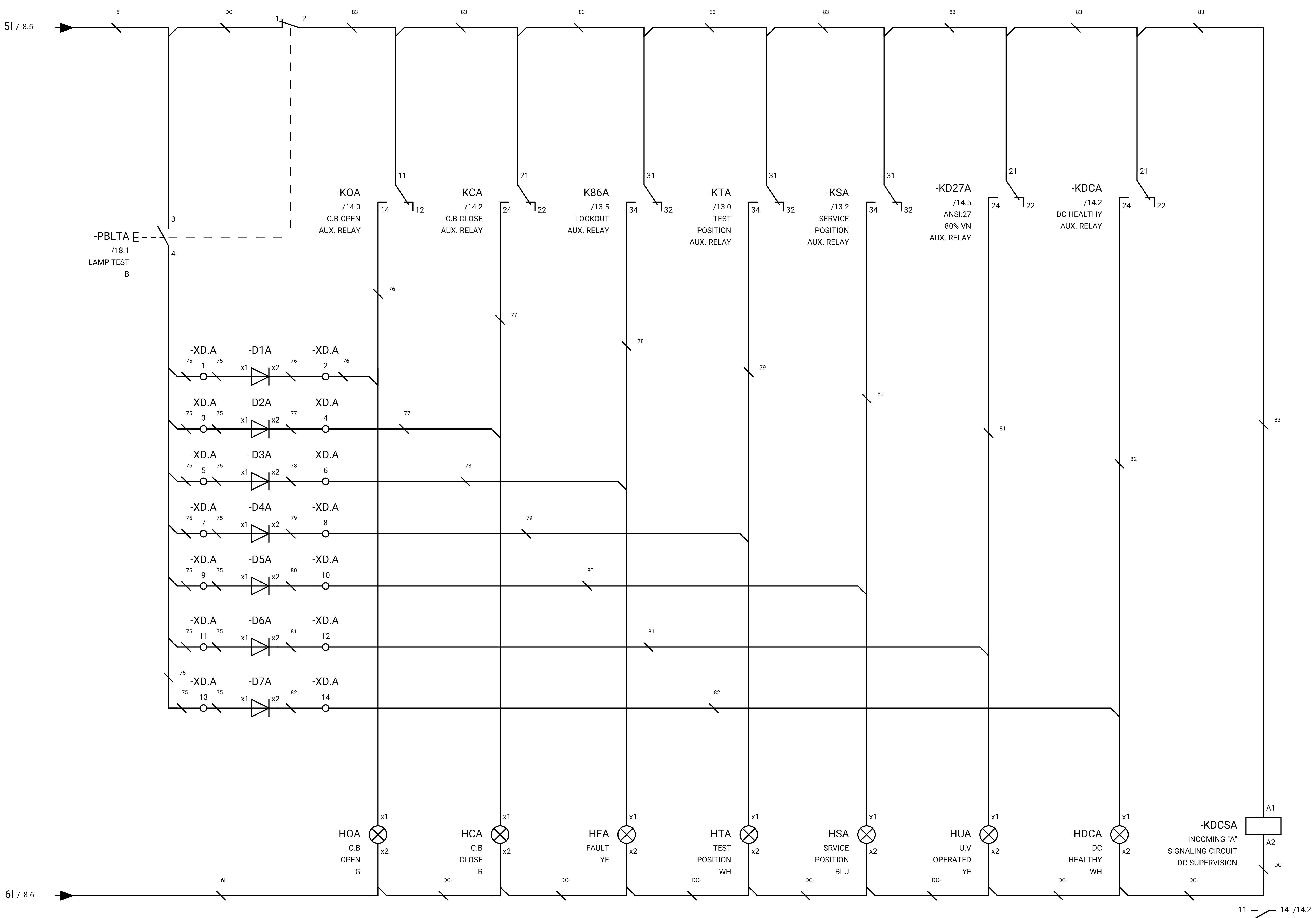
EPC CONTRACTOR :

PROJECT TITLE : NEW SUBSTATION

DWG TITLE : TYPICAL SCHEMATIC FOR 400V SUBSTATION A,K,G,L,X

VENDOR DRAWING NO: 5614-VD-001(021-048-075-102-129)-0				SCALE N.T.S		
PROJECT NUMBER	LOCATION	SAZE	CLASS	SERIAL NUMBER	SHEET	REVISION
5614	R	A4	P		17 of 84	1

GENERAL NOTE:



REFRENS DRAWING

SPECIFICATION FOR LV SWITCHGEARS	5614-C-EL-SP-002-0
OVERALL SINGLE LINE DIAGRAM FOR SUBSTATION A,G,K,L,X	5614-...-EL-SL-002-R-0
DATA SHEET FOR LV SWITCHGEARS	5414-C-EL-DS-002-0
ELECTRICAL SIGNAL LIST	5614-D-EL-LS-001

SYMBOLS AND LEGENDS

04						
03						
02						
01						
REV	DATE	DESCRIPTION	DRAWN	PRE'D	CHK'D	APP'D

CLIENT :

EPC CONTRACTOR :

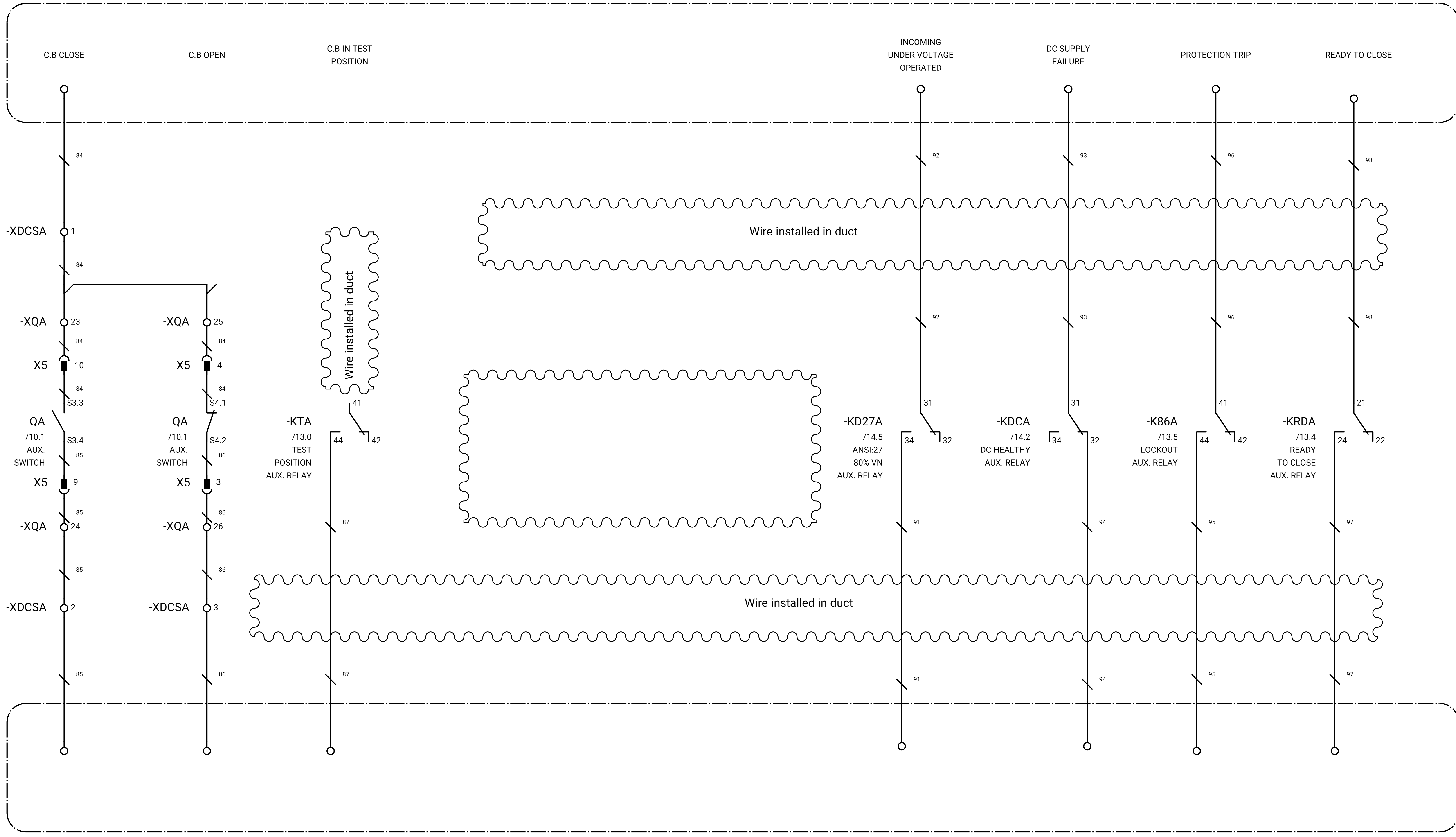
PROJECT TITLE :
NEW SUBSTATION

DWG TITLE :
TYPICAL SCHEMATIC FOR 400V SUBSTATION A,K,G,L,X

VENDOR DRAWING NO: 5614-VD-001(021-048-075-102-129)-0		SCALE N.T.S				
PROJECT NUMBER	LOCATION	SAZE	CLASS	SERIAL NUMBER	SHEET	REVISION
5614	R	A4	P		18 of 84	1

GENERAL NOTE:

+DCS



+DCS

REFRENSSE DRAWING

SPECIFICATION FOR LV SWITCHGEARS	5614-C-EL-SP-002-0
OVERALL SINGLE LINE DIAGRAM FOR SUBSTATION A,K,L,X	5614-...-EL-SL-002-R-0
DATA SHEET FOR LV SWITCHGEARS	5414-C-EL-DS-002-0
ELECTRICAL SIGNAL LIST	5614-D-EL-LS-001

SYMBOLS AND LEGENDS

04						
03						
02						
01						
REV	DATE	DESCRIPTION	DRAWN	PRE'D	CHK'D	APP'D

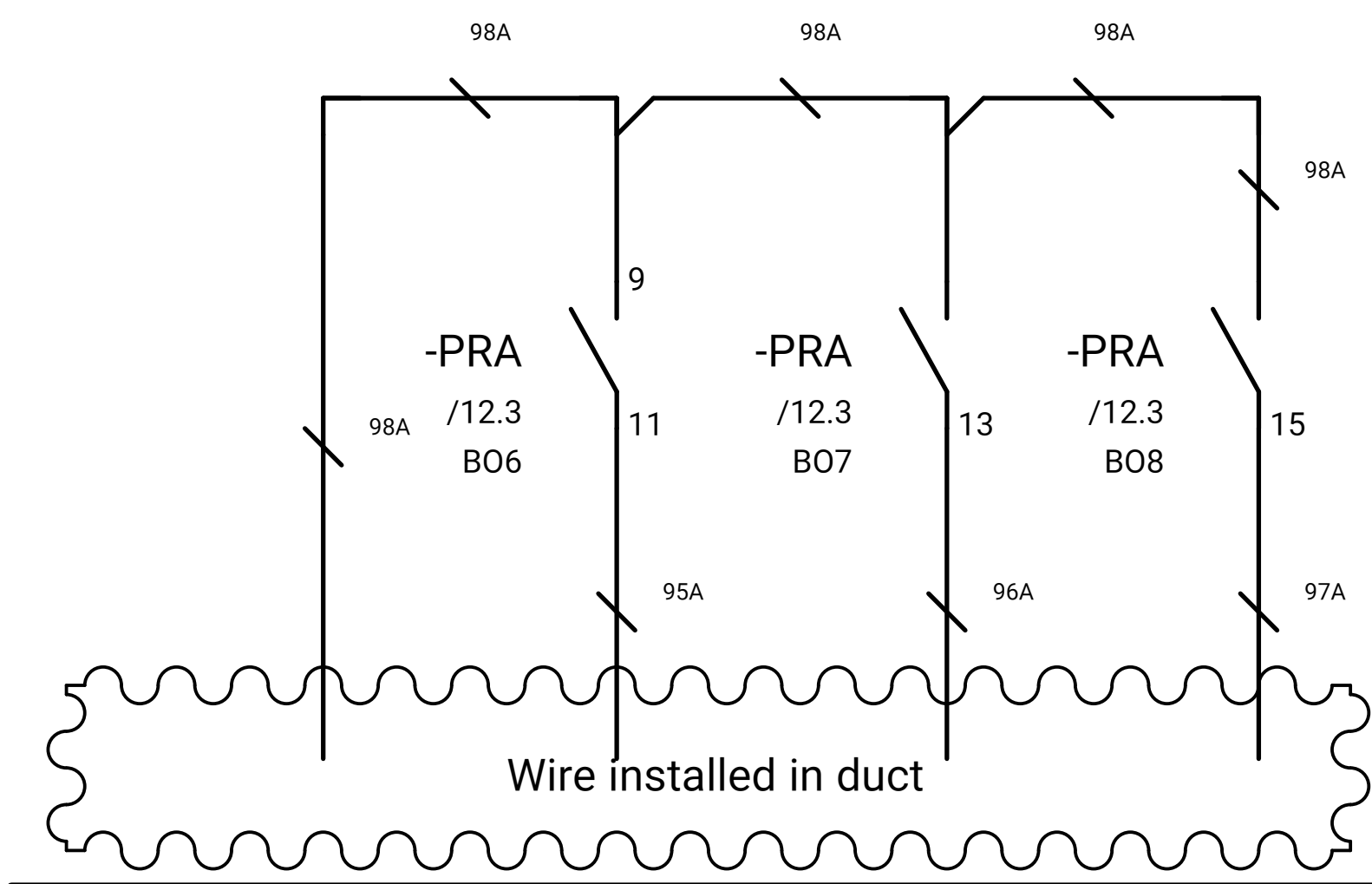
CLIENT :

EPC CONTRACTOR :

PROJECT TITLE :
NEW SUBSTATION

DWG TITLE :
TYPICAL SCHEMATIC FOR 400V SUBSTATION A,K,G,L,X

VENDOR DRAWING NO: 5614-VD-001(021-048-075-102-129)-0			SCALE N.T.S			
PROJECT NUMBER	LOCATION	SAZE	CLASS	SERIAL NUMBER	SHEET	REVISION
5614	R	A4	P		19 of 84	1



SPARE

GENERAL NOTE:

REFRENS DRAWING

SPECIFICATION FOR LV SWITCHGEARS	5614-C-EL-SP-002-0
OVERALL SINGLE LINE DIAGRAM FOR SUBSTATION A,K,G,L,X	5614-...-EL-SL-002-R-0
DATA SHEET FOR LV SWITCHGEARS	5414-C-EL-DS-002-0
ELECTRICAL SIGNAL LIST	5614-D-EL-LS-001

SYMBOLS AND LEGENDS

04						
03						
02						
01						
REV	DATE	DESCRIPTION	DRAWN	PRE'D	CHK'D	APP'D

CLIENT :

EPC CONTRACTOR :

PROJECT TITLE :
NEW SUBSTATION

DWG TITLE :
TYPICAL SCHEMATIC FOR 400V SUBSTATION A,K,G,L,X

VENDOR DRAWING NO: 5614-VD-001(021-048-075-102-129)-0				SCALE N.T.S		
PROJECT NUMBER	LOCATION	SAZE	CLASS	SERIAL NUMBER	SHEET	REVISION
5614	R	A4	P		20 of 84	1

GENERAL NOTE:

REFRENS DRAWING

SPECIFICATION FOR LV SWITCHGEARS	5614-C-EL-SP-002-0
OVERALL SINGLE LINE DIAGRAM FOR SUBSTATION A,K,L,X	5614-...-EL-SL-002-R-0
DATA SHEET FOR LV SWITCHGEARS	5414-C-EL-DS-002-0
ELECTRICAL SIGNAL LIST	5614-D-EL-LS-001

SYMBOLS AND LEGENDS

04						
03						
02						
01						
REV	DATE	DESCRIPTION	DRAWN	PRE'D	CHK'D	APP'D

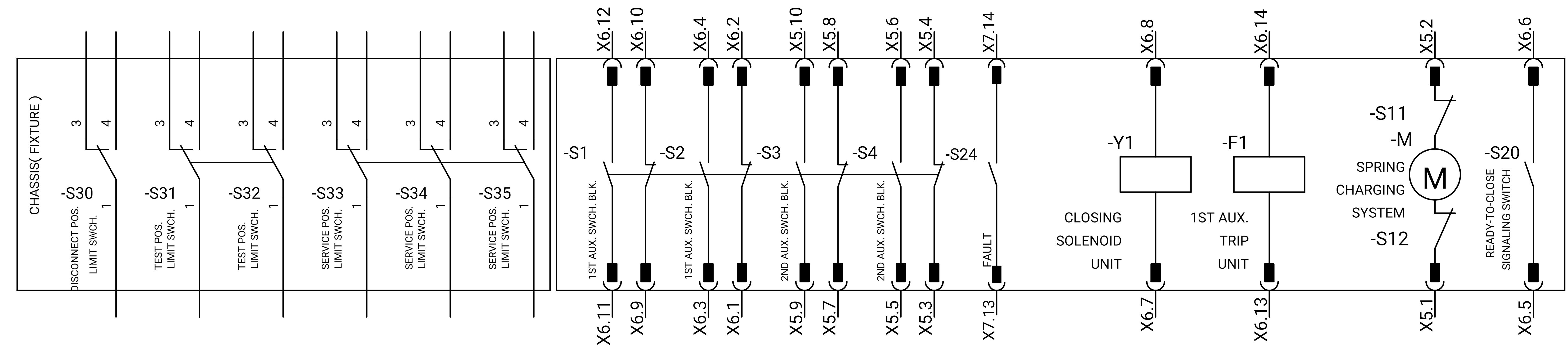
CLIENT :

EPC CONTRACTOR :

PROJECT TITLE :
NEW SUBSTATIONDWG TITLE :
TYPICAL SCHEMATIC FOR 400V SUBSTATION A,K,G,L,X

VENDOR DRAWING NO: 5614-VD-001(021-048-075-102-129)-0				SCALE N.T.S		
PROJECT NUMBER	LOCATION	SAZE	CLASS	SERIAL NUMBER	SHEET	REVISION
5614	R	A4	P		21 of 84	1

WIRING DIAGRAM FOR COUPLING



GENERAL NOTE:

REFRENS DRAWING

SPECIFICATION FOR LV SWITCHGEARS	5614-C-EL-SP-002-0
OVERALL SINGLE LINE DIAGRAM FOR SUBSTATION A,G,K,L,X	5614-...-EL-SL-002-R-0
DATA SHEET FOR LV SWITCHGEARS	5414-C-EL-DS-002-0
ELECTRICAL SIGNAL LIST	5614-D-EL-LS-001

SYMBOLS AND LEGENDS

04						
03						
02						
01						
REV	DATE	DESCRIPTION	DRAWN	PRE'D	CHK'D	APP'D

CLIENT :

EPC CONTRACTOR :

PROJECT TITLE :
NEW SUBSTATION

DWG TITLE :
TYPICAL SCHEMATIC FOR 400V SUBSTATION A,K,G,L,X

VENDOR DRAWING NO: 5614-VD-001(021-048-075-102-129)-0			SCALE N.T.S			
PROJECT NUMBER	LOCATION	SAZE	CLASS	SERIAL NUMBER	SHEET	REVISION
5614	R	A4	P		22 of 84	1

GENERAL NOTE:

REFRENS DRAWING

SPECIFICATION FOR LV SWITCHGEARS	5614-C-EL-SP-002-0
OVERALL SINGLE LINE DIAGRAM FOR SUBSTATION A,G,K,L,X	5614-...-EL-SL-002-R-0
DATA SHEET FOR LV SWITCHGEARS	5414-C-EL-DS-002-0
ELECTRICAL SIGNAL LIST	5614-D-EL-LS-001

SYMBOLS AND LEGENDS

04						
03						
02						
01						
REV	DATE	DESCRIPTION	DRAWN	PRE'D	CHK'D	APP'D

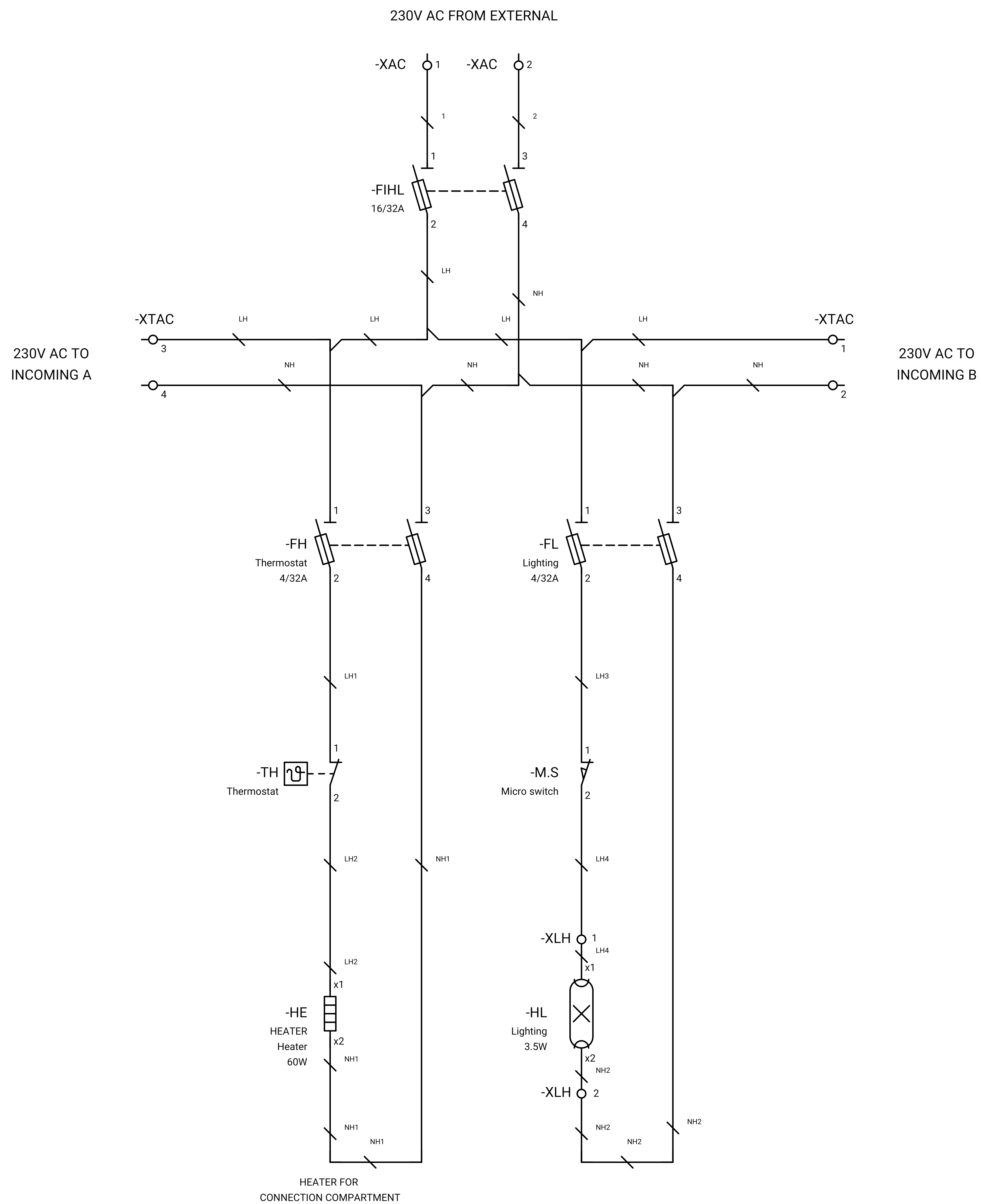
CLIENT :

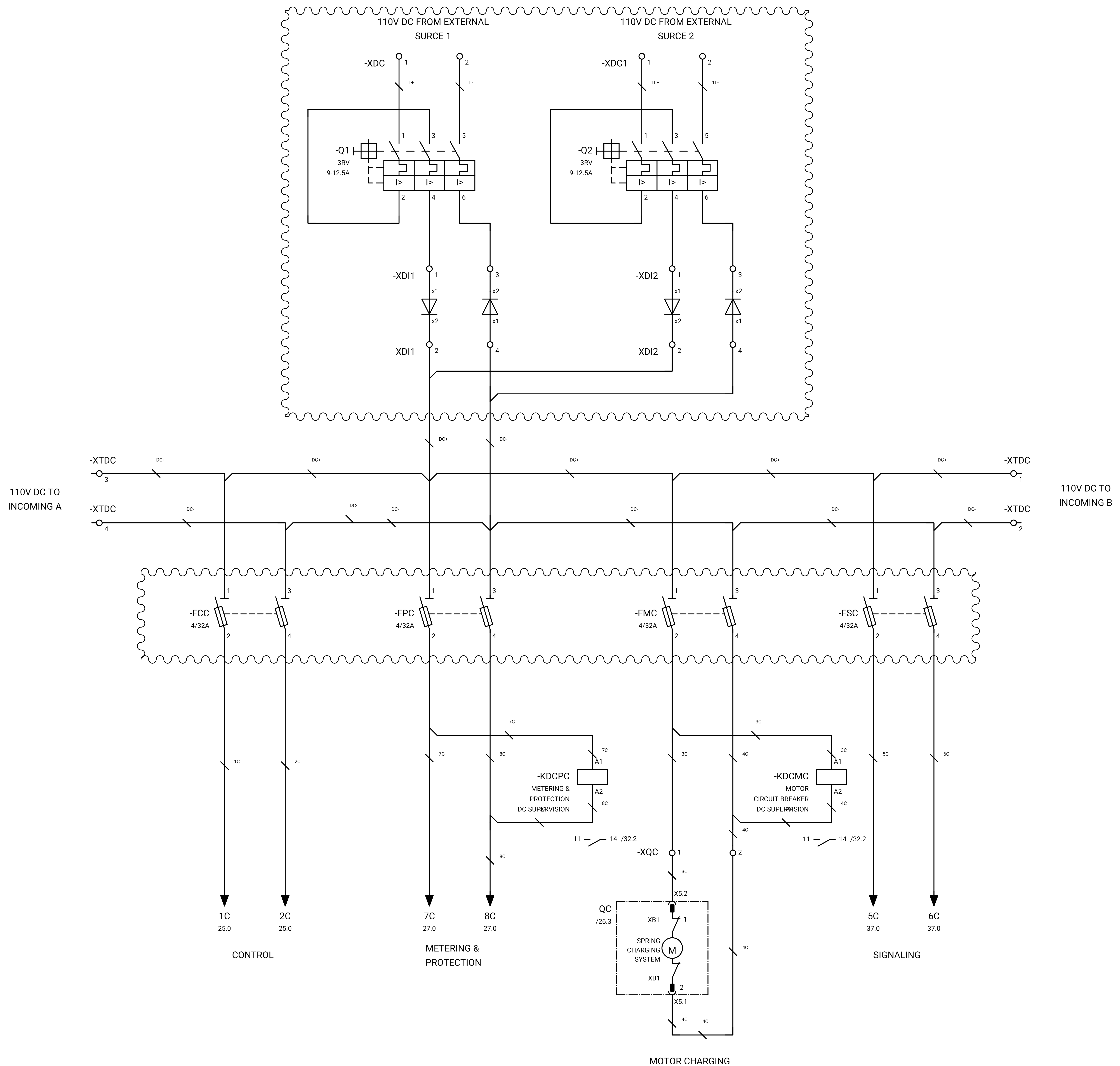
EPC CONTRACTOR :

PROJECT TITLE :
NEW SUBSTATION

DWG TITLE :
TYPICAL SCHEMATIC FOR 400V SUBSTATION A,K,G,L,X

VENDOR DRAWING NO: 5614-VD-001(021-048-075-102-129)-0				SCALE N.T.S		
PROJECT NUMBER	LOCATION	SAZE	CLASS	SERIAL NUMBER	SHEET	REVISION
5614	R	A4	P		23 of 84	1





GENERAL NOTE:

REFRENS DRAWING

SPECIFICATION FOR LV SWITCHGEARS	5614-C-EL-SP-002-0
OVERALL SINGLE LINE DIAGRAM FOR SUBSTATION A,K,G,L,X	5614-...-EL-SL-002-R-0
DATA SHEET FOR LV SWITCHGEARS	5414-C-EL-DS-002-0
ELECTRICAL SIGNAL LIST	5614-D-EL-LS-001

SYMBOLS AND LEGENDS

04						
03						
02						
01						
REV	DATE	DESCRIPTION	DRAWN	PRE'D	CHK'D	APP'D

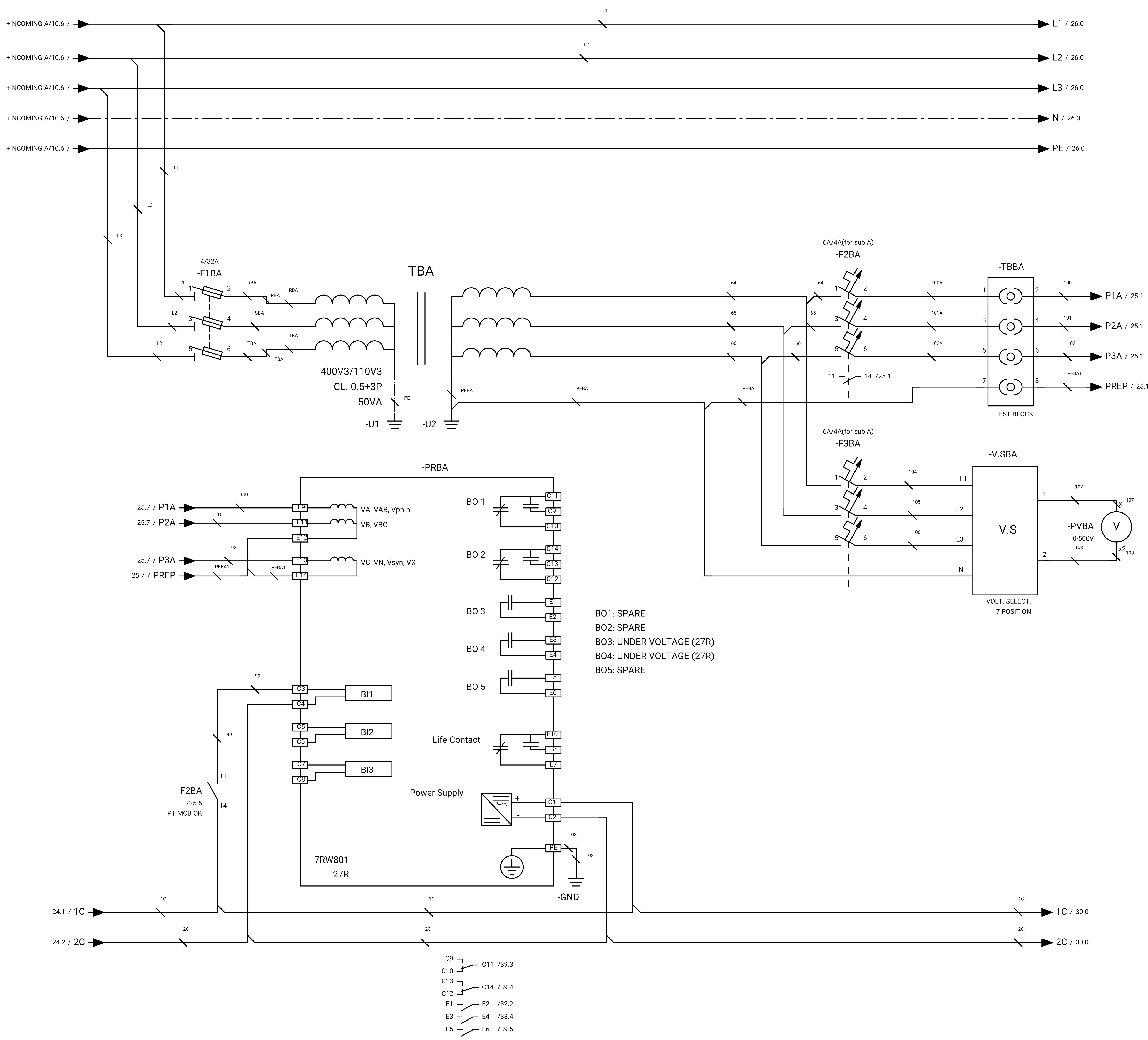
CLIENT :

EPC CONTRACTOR :

PROJECT TITLE :
NEW SUBSTATION

DWG TITLE :
TYPICAL SCHEMATIC FOR 400V SUBSTATION A,K,G,L,X

VENDOR DRAWING NO: 5614-VD-001(021-048-075-102-129)-0				SCALE N.T.S		
PROJECT NUMBER	LOCATION	SAZE	CLASS	SERIAL NUMBER	SHEET	REVISION
5614	R	A4	P		24 of 84	1



GENERAL NOTE:

REFRENS DRAWING

SPECIFICATION FOR LV SWITCHGEARS	5614-C-EL-SP-002-0
OVERALL SINGLE LINE DIAGRAM FOR SUBSTATION A,G,K,L,X	5614-...-EL-SL-002-R-0
DATA SHEET FOR LV SWITCHGEARS	5414-C-EL-DS-002-0
ELECTRICAL SIGNAL LIST	5614-D-EL-LS-001

SYMBOLS AND LEGENDS

04						
03						
02						
01						
REV	DATE	DESCRIPTION	DRAWN	PRE'D	CHK'D	APP'D

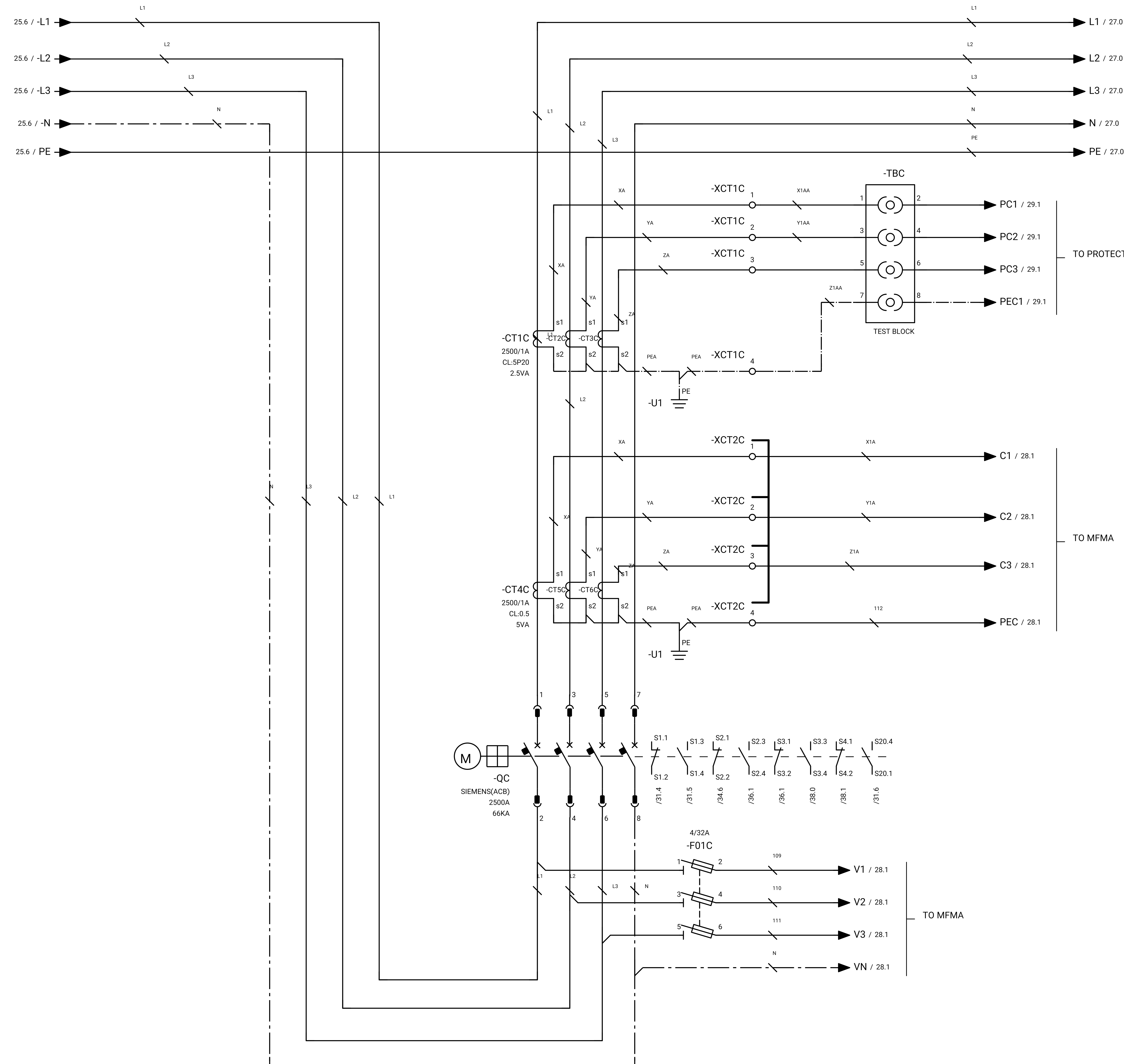
CLIENT :

EPC CONTRACTOR :

PROJECT TITLE :
NEW SUBSTATION

DWG TITLE :
TYPICAL SCHEMATIC FOR 400V SUBSTATION A,K,G,L,X

VENDOR DRAWING NO: 5614-VD-001(021-048-075-102-129)-0				SCALE N.T.S		
PROJECT NUMBER	LOCATION	SAZE	CLASS	SERIAL NUMBER	SHEET	REVISION
5614	R	A4	P		25 of 84	1



GENERAL NOTE:

REFRENS DRAWING

SPECIFICATION FOR LV SWITCHGEARS	5614-C-EL-SP-002-0
OVERALL SINGLE LINE DIAGRAM FOR SUBSTATION A,G,K,L,X	5614-...-EL-SL-002-R-0
DATA SHEET FOR LV SWITCHGEARS	5414-C-EL-DS-002-0
ELECTRICAL SIGNAL LIST	5614-D-EL-LS-001

SYMBOLS AND LEGENDS

04						
03						
02						
01						
REV	DATE	DESCRIPTION	DRAWN	PRE'D	CHK'D	APP'D

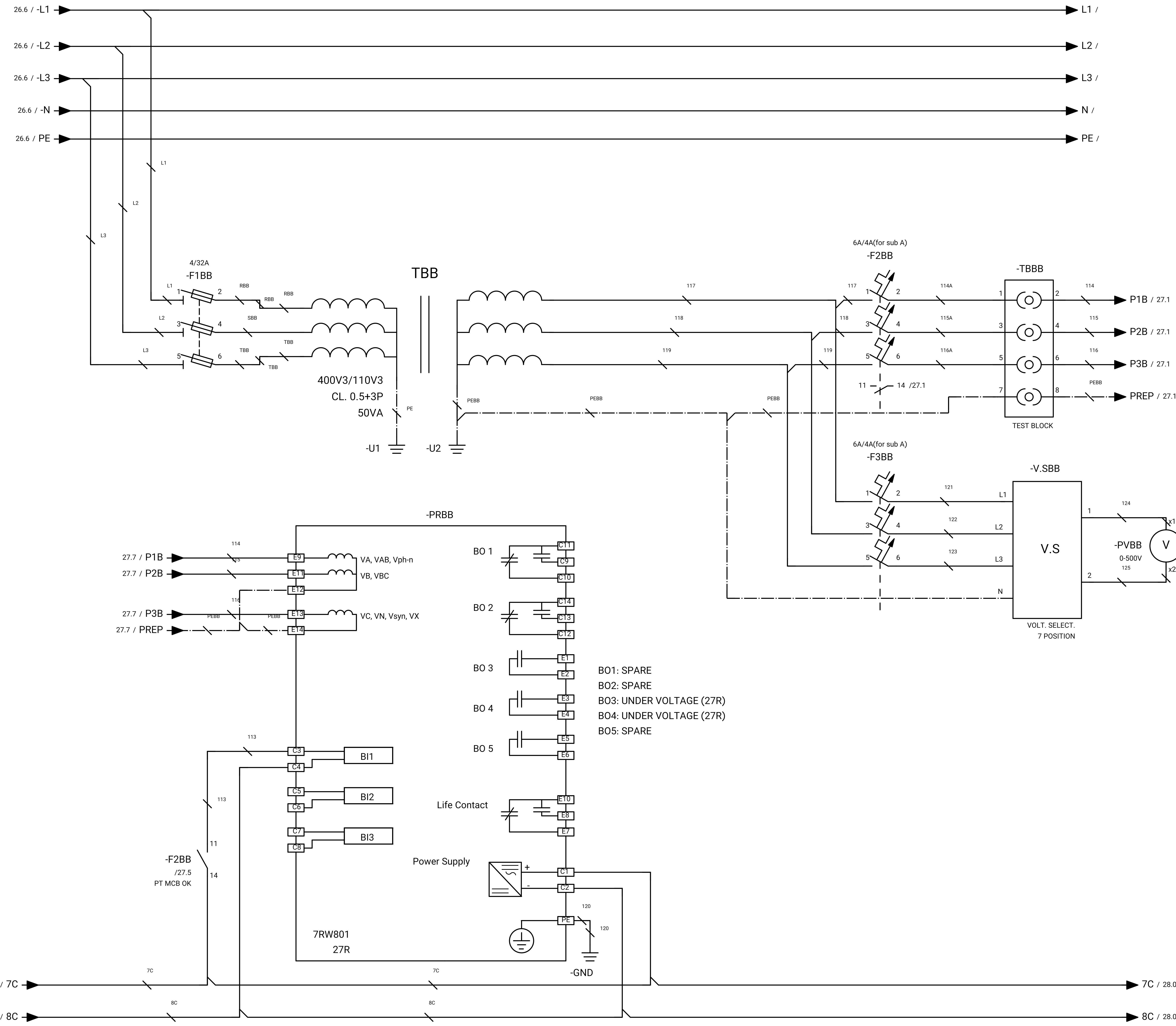
CLIENT :

EPC CONTRACTOR :

PROJECT TITLE :
NEW SUBSTATION

DWG TITLE :
TYPICAL SCHEMATIC FOR 400V SUBSTATION A,K,G,L,X

VENDOR DRAWING NO: 5614-VD-001(021-048-075-102-129)-0				SCALE N.T.S		
PROJECT NUMBER	LOCATION	SAZE	CLASS	SERIAL NUMBER	SHEET	REVISION
5614	R	A4	P		26 of 84	1



GENERAL NOTE:

REFRENS DRAWING

SPECIFICATION FOR LV SWITCHGEARS	5614-C-EL-SP-002-0
OVERALL SINGLE LINE DIAGRAM FOR SUBSTATION A,K,L,X	5614-...-EL-SL-002-R-0
DATA SHEET FOR LV SWITCHGEARS	5414-C-EL-DS-002-0
ELECTRICAL SIGNAL LIST	5614-D-EL-LS-001

SYMBOLS AND LEGENDS

04						
03						
02						
01						
REV	DATE	DESCRIPTION	DRAWN	PRE'D	CHK'D	APP'D

CLIENT :

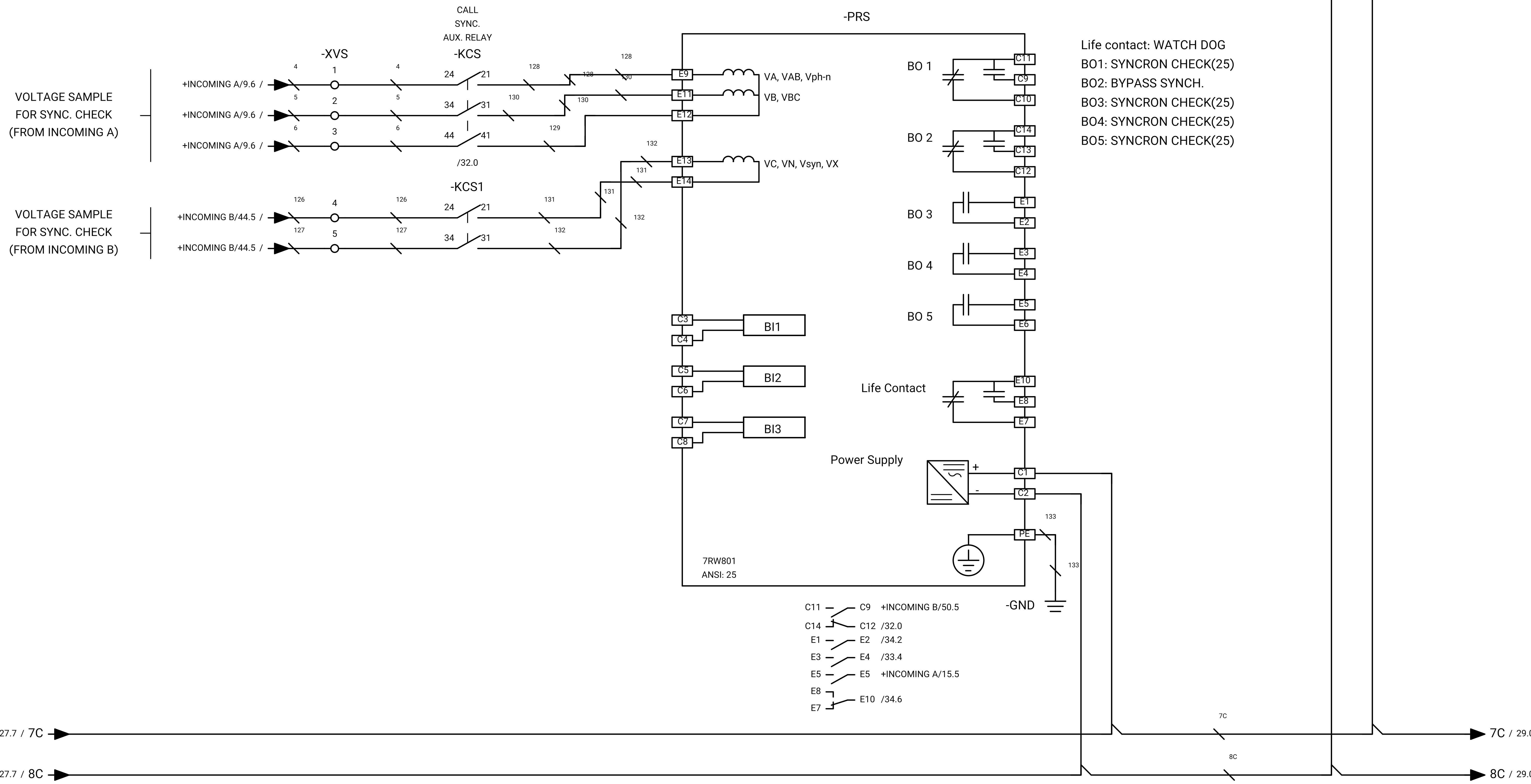
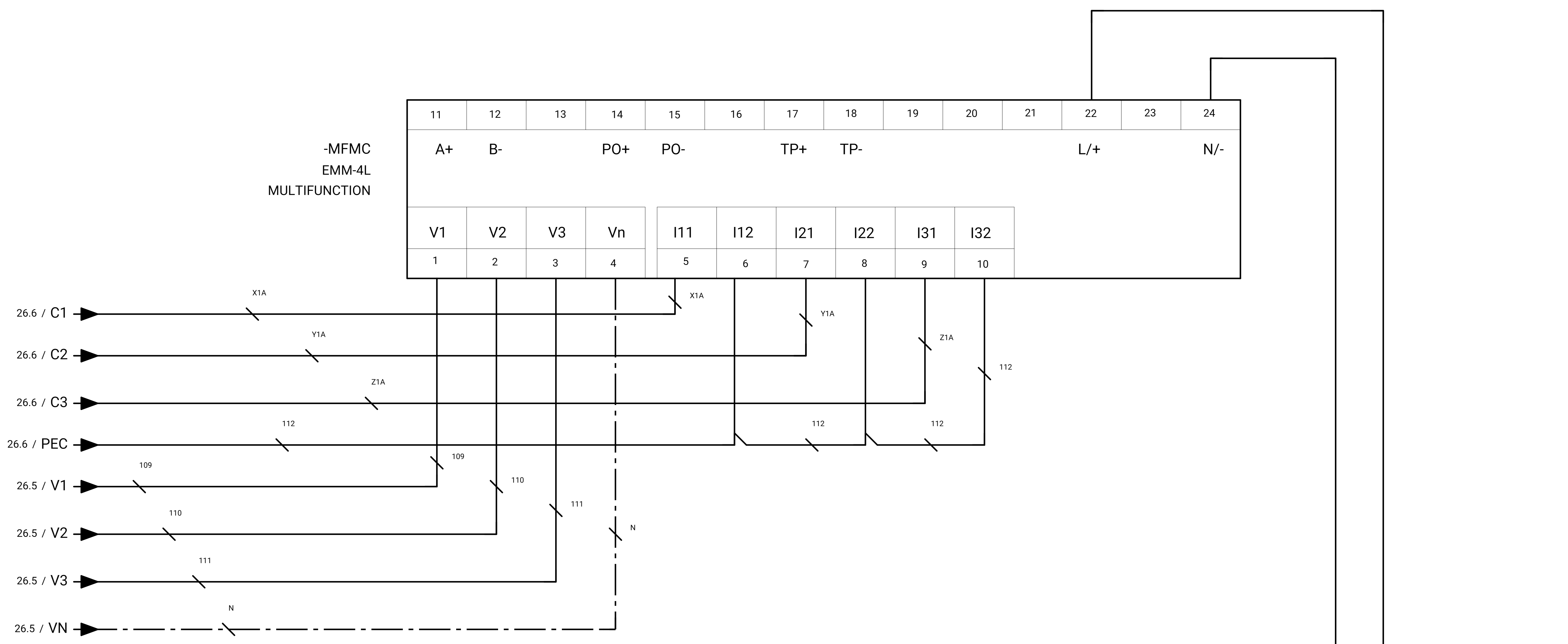
EPC CONTRACTOR :

PROJECT TITLE :
 NEW SUBSTATION

DWG TITLE :
 TYPICAL SCHEMATIC FOR 400V SUBSTATION A,K,G,L,X

VENDOR DRAWING NO: 5614-VD-001(021-048-075-102-129)-0				SCALE N.T.S		
PROJECT NUMBER	LOCATION	SAZE	CLASS	SERIAL NUMBER	SHEET	REVISION
5614	R	A4	P		27 of 84	1

GENERAL NOTE:



REFRENS DRAWING

SPECIFICATION FOR LV SWITCHGEARS	5614-C-EL-SP-002-0
OVERALL SINGLE LINE DIAGRAM FOR SUBSTATION A,G,K,L,X	5614-...-EL-SL-002-R-0
DATA SHEET FOR LV SWITCHGEARS	5414-C-EL-DS-002-0
ELECTRICAL SIGNAL LIST	5614-D-EL-LS-001

SYMBOLS AND LEGENDS

04						
03						
02						
01						
REV	DATE	DESCRIPTION	DRAWN	PRE'D	CHK'D	APP'D

CLIENT :

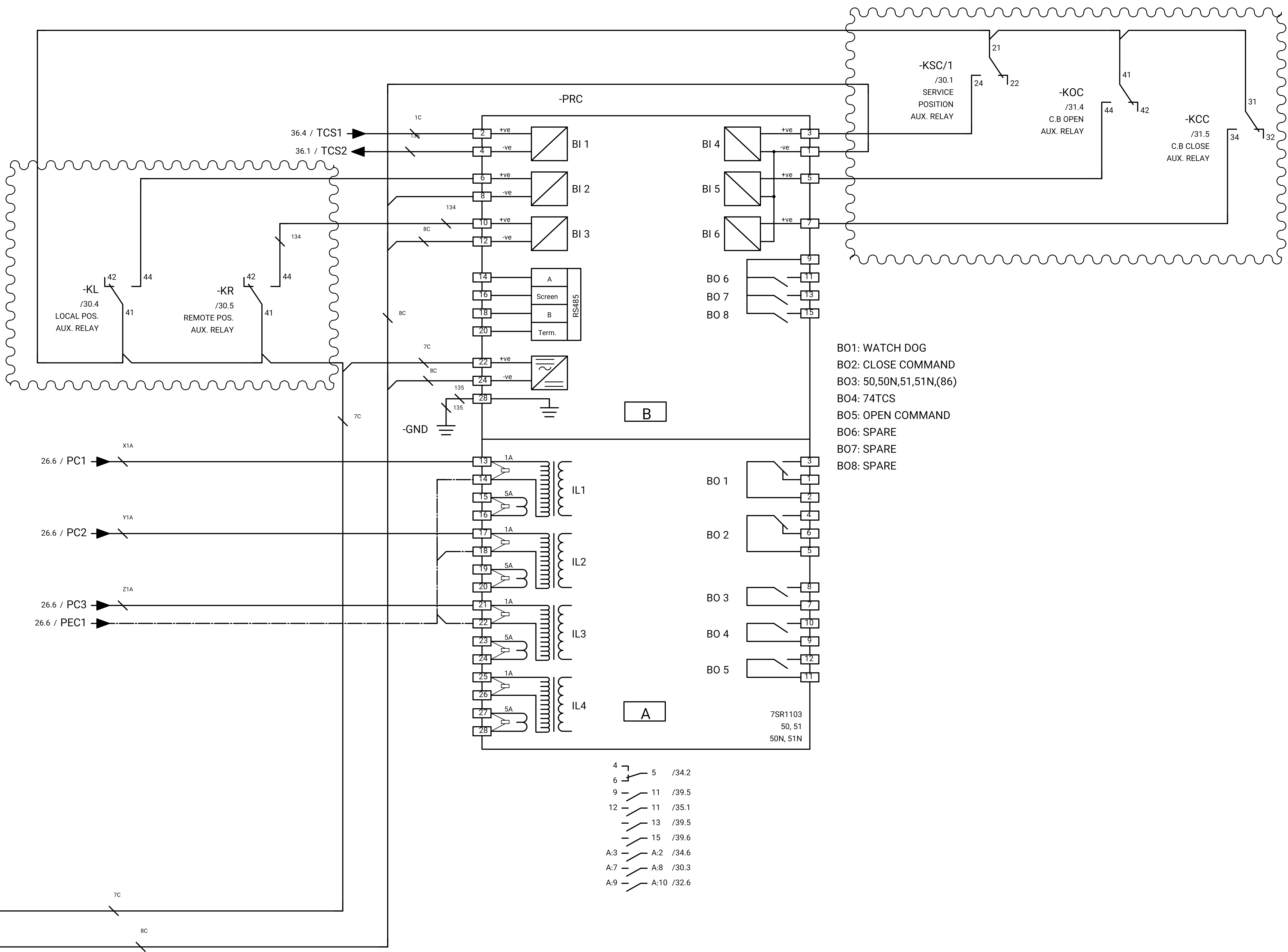
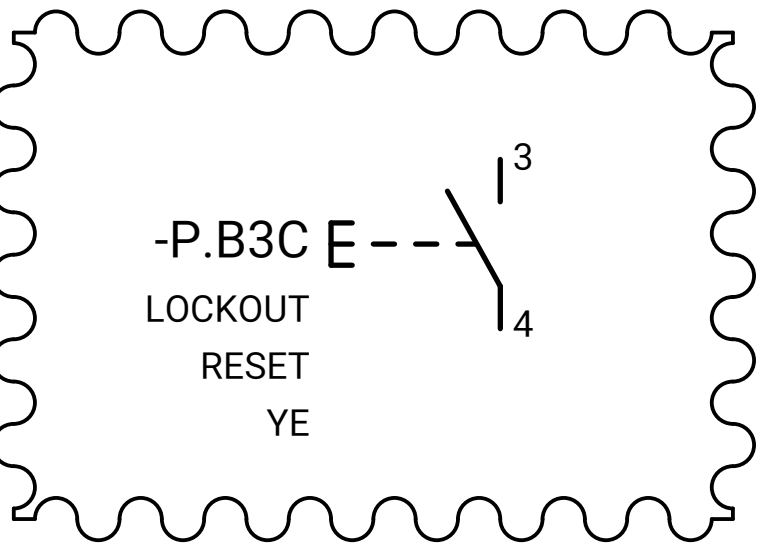
EPC CONTRACTOR :

PROJECT TITLE :
NEW SUBSTATION

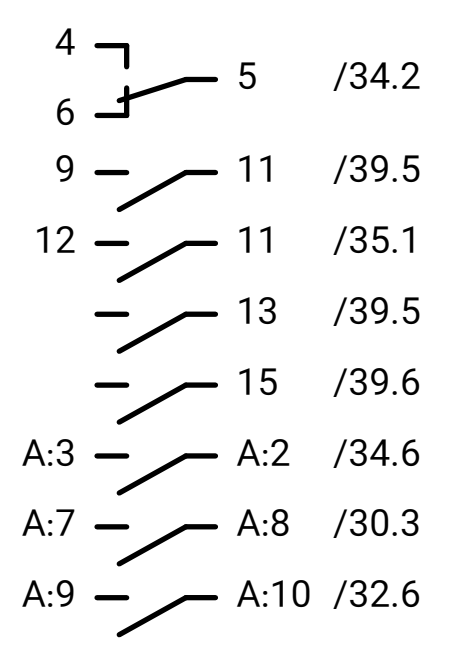
DWG TITLE :
TYPICAL SCHEMATIC FOR 400V SUBSTATION A,K,G,L,X

VENDOR DRAWING NO: 5614-VD-001(021-048-075-102-129)-0			SCALE N.T.S			
PROJECT NUMBER	LOCATION	SAZE	CLASS	SERIAL NUMBER	SHEET	REVISION
5614	R	A4	P		28 of 84	1

Out of service



- BO1: WATCH DOG
- BO2: CLOSE COMMAND
- BO3: 50,50N,51,51N,(86)
- BO4: 74TCS
- BO5: OPEN COMMAND
- BO6: SPARE
- BO7: SPARE
- BO8: SPARE



GENERAL NOTE:

REFRENS DRAWING

SPECIFICATION FOR LV SWITCHGEARS	5614-C-EL-SP-002-0
OVERALL SINGLE LINE DIAGRAM FOR SUBSTATION A,G,K,L,X	5614-...-EL-SL-002-R-0
DATA SHEET FOR LV SWITCHGEARS	5414-C-EL-DS-002-0
ELECTRICAL SIGNAL LIST	5614-D-EL-LS-001

SYMBOLS AND LEGENDS

04						
03						
02						
01						
REV	DATE	DESCRIPTION	DRAWN	PRE'D	CHK'D	APP'D

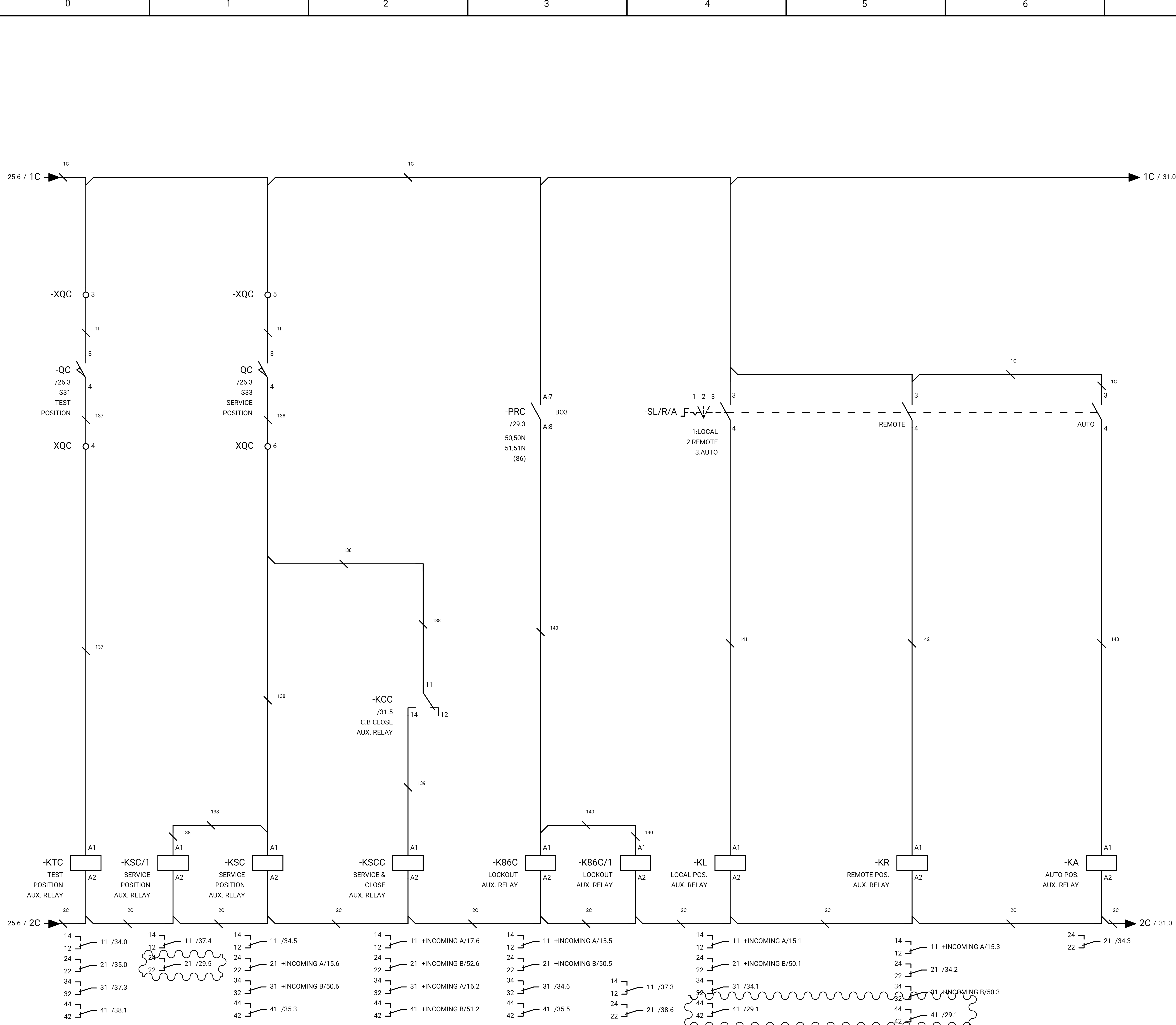
CLIENT :

EPC CONTRACTOR :

PROJECT TITLE :
NEW SUBSTATION

DWG TITLE :
TYPICAL SCHEMATIC FOR 400V SUBSTATION A,K,G,L,X

VENDOR DRAWING NO: 5614-VD-001(021-048-075-102-129)-0				SCALE N.T.S		
PROJECT NUMBER	LOCATION	SAZE	CLASS	SERIAL NUMBER	SHEET	REVISION
5614	R	A4	P		29 of 84	1



GENERAL NOTE:

REFRENS DRAWING

SPECIFICATION FOR LV SWITCHGEARS	5614-C-EL-SP-002-0
OVERALL SINGLE LINE DIAGRAM FOR SUBSTATION A,K,L,X	5614-...-EL-SL-002-R-0
DATA SHEET FOR LV SWITCHGEARS	5414-C-EL-DS-002-0
ELECTRICAL SIGNAL LIST	5614-D-EL-LS-001

SYMBOLS AND LEGENDS

04						
03						
02						
01						
REV	DATE	DESCRIPTION	DRAWN	PRE'D	CHK'D	APP'D

CLIENT :

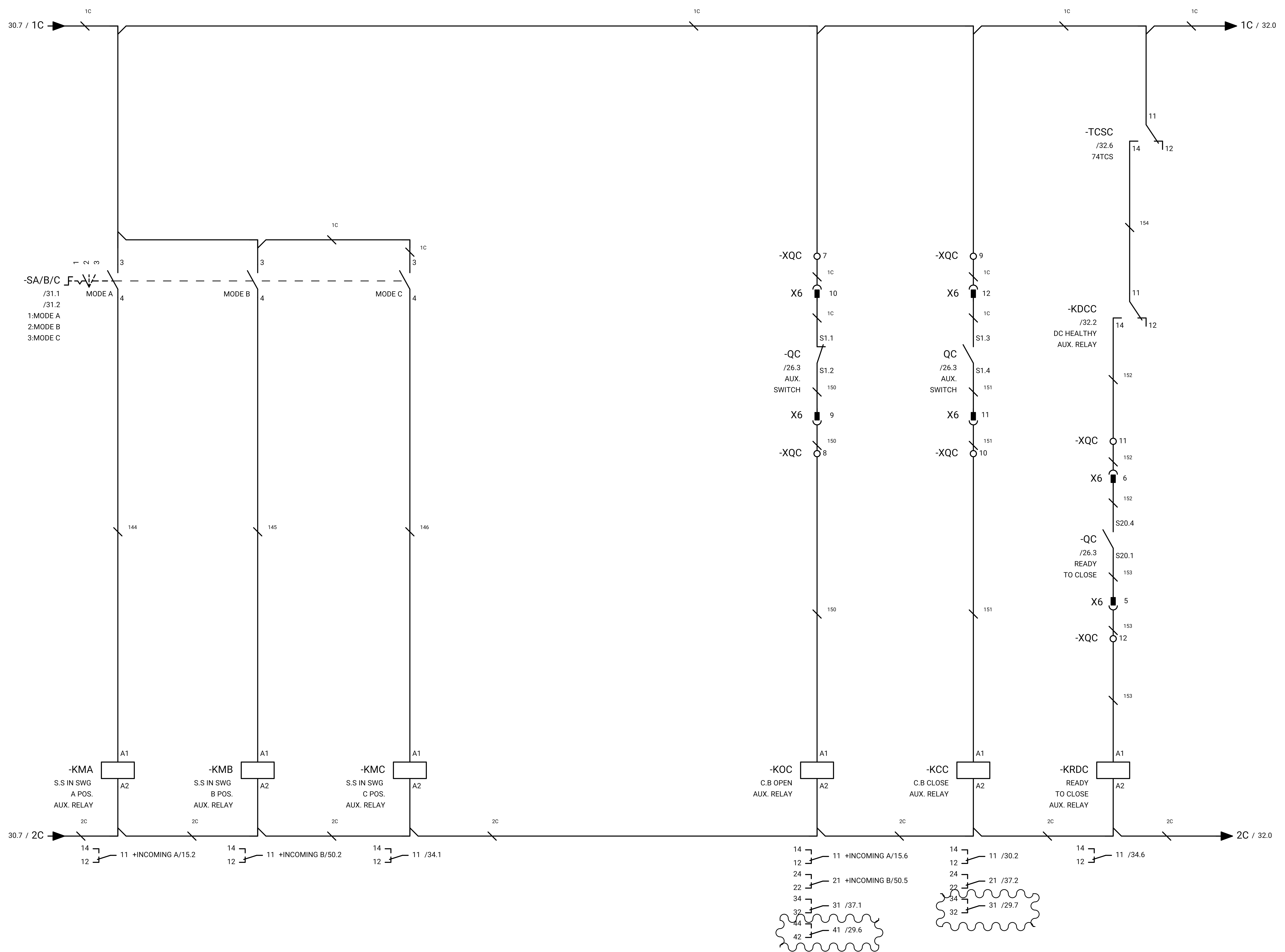
EPC CONTRACTOR :

PROJECT TITLE :
NEW SUBSTATION

DWG TITLE :
TYPICAL SCHEMATIC FOR 400V SUBSTATION A,K,G,L,X

VENDOR DRAWING NO: 5614-VD-001(021-048-075-102-129)-0				SCALE N.T.S		
PROJECT NUMBER	LOCATION	SAZE	CLASS	SERIAL NUMBER	SHEET	REVISION
5614	R	A4	P		30 of 84	1

GENERAL NOTE:



REFRENSSE DRAWING

SPECIFICATION FOR LV SWITCHGEARS	5614-C-EL-SP-002-0
OVERALL SINGLE LINE DIAGRAM FOR SUBSTATION A,K,G,L,X	5614-...-EL-SL-002-R-0
DATA SHEET FOR LV SWITCHGEARS	5414-C-EL-DS-002-0
ELECTRICAL SIGNAL LIST	5614-D-EL-LS-001

SYMBOLS AND LEGENDS

04						
03						
02						
01						
REV	DATE	DESCRIPTION	DRAWN	PRE'D	CHK'D	APP'D

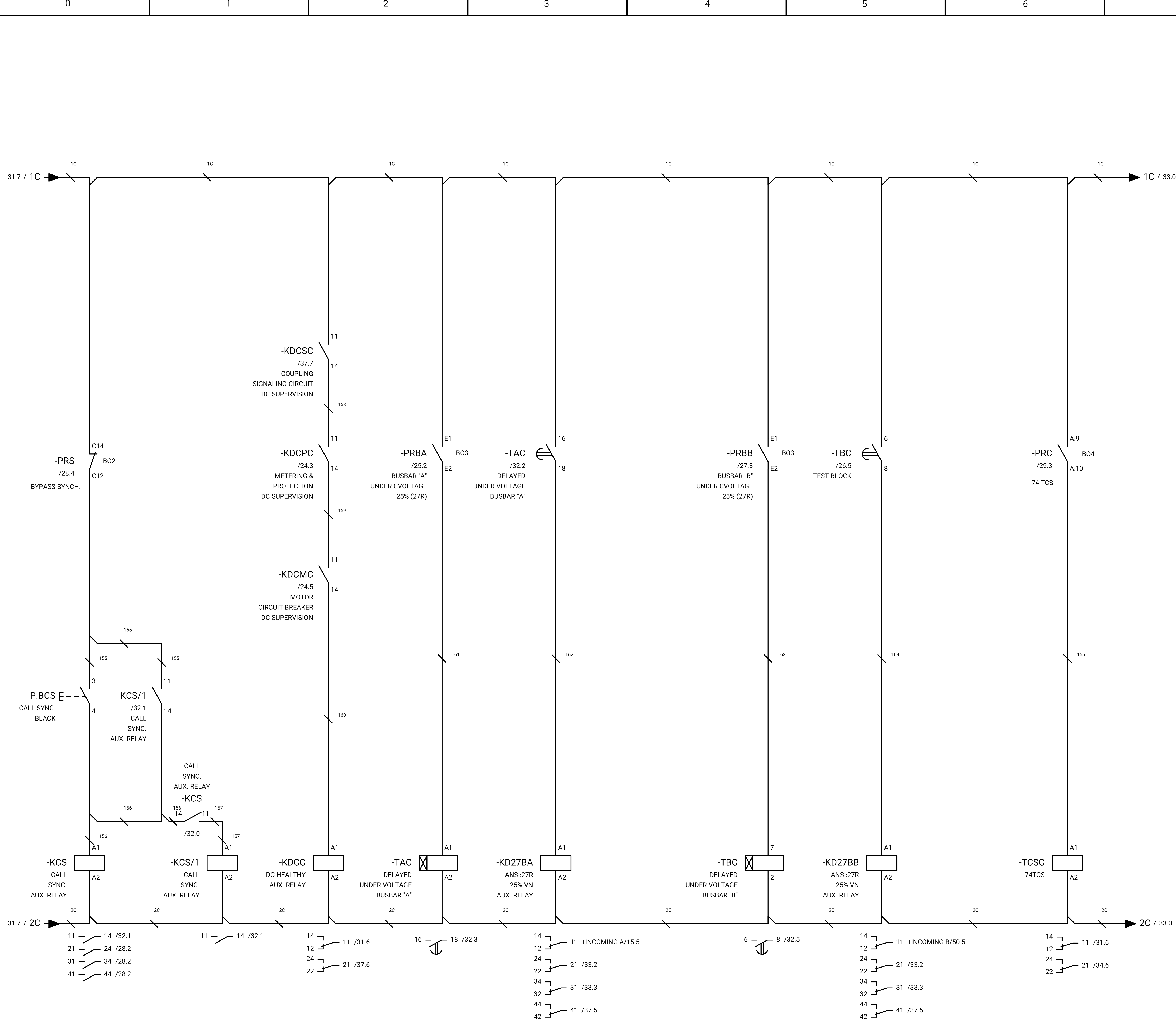
CLIENT :

EPC CONTRACTOR :

PROJECT TITLE :
NEW SUBSTATION

DWG TITLE :
TYPICAL SCHEMATIC FOR 400V SUBSTATION A,K,G,L,X

VENDOR DRAWING NO: 5614-VD-001(021-048-075-102-129)-0				SCALE N.T.S		
PROJECT NUMBER	LOCATION	SAZE	CLASS	SERIAL NUMBER	SHEET	REVISION
5614	R	A4	P		31 of 84	1



GENERAL NOTE:

REFRENS DRAWING

SPECIFICATION FOR LV SWITCHGEARS	5614-C-EL-SP-002-0
OVERALL SINGLE LINE DIAGRAM FOR SUBSTATION A,K,G,L,X	5614-...-EL-SL-002-R-0
DATA SHEET FOR LV SWITCHGEARS	5414-C-EL-DS-002-0
ELECTRICAL SIGNAL LIST	5614-D-EL-LS-001

SYMBOLS AND LEGENDS

04						
03						
02						
01						
REV	DATE	DESCRIPTION	DRAWN	PRE'D	CHK'D	APP'D

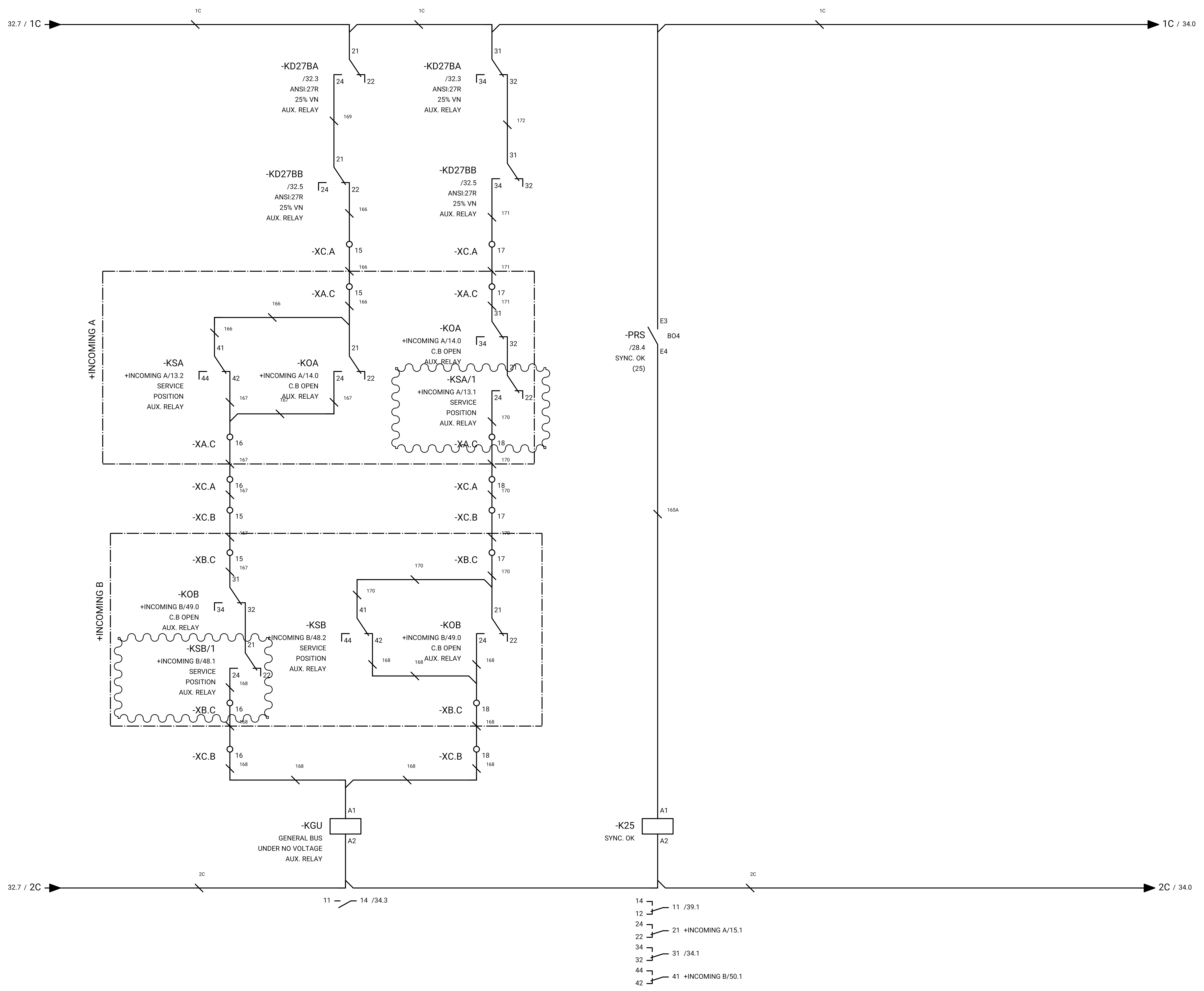
CLIENT :

EPC CONTRACTOR :

PROJECT TITLE :
NEW SUBSTATION

DWG TITLE :
TYPICAL SCHEMATIC FOR 400V SUBSTATION A,K,G,L,X

VENDOR DRAWING NO: 5614-VD-001(021-048-075-102-129)-0				SCALE N.T.S		
PROJECT NUMBER	LOCATION	SAZE	CLASS	SERIAL NUMBER	SHEET	REVISION
5614	R	A4	P		32 of 84	1



GENERAL NOTE:

REFRENS DRAWING

SPECIFICATION FOR LV SWITCHGEARS	5614-C-EL-SP-002-0
OVERALL SINGLE LINE DIAGRAM FOR SUBSTATION A,K,G,L,X	5614-...-EL-SL-002-R-0
DATA SHEET FOR LV SWITCHGEARS	5414-C-EL-DS-002-0
ELECTRICAL SIGNAL LIST	5614-D-EL-LS-001

SYMBOLS AND LEGENDS

04						
03						
02						
01						
REV	DATE	DESCRIPTION	DRAWN	PRE'D	CHK'D	APP'D

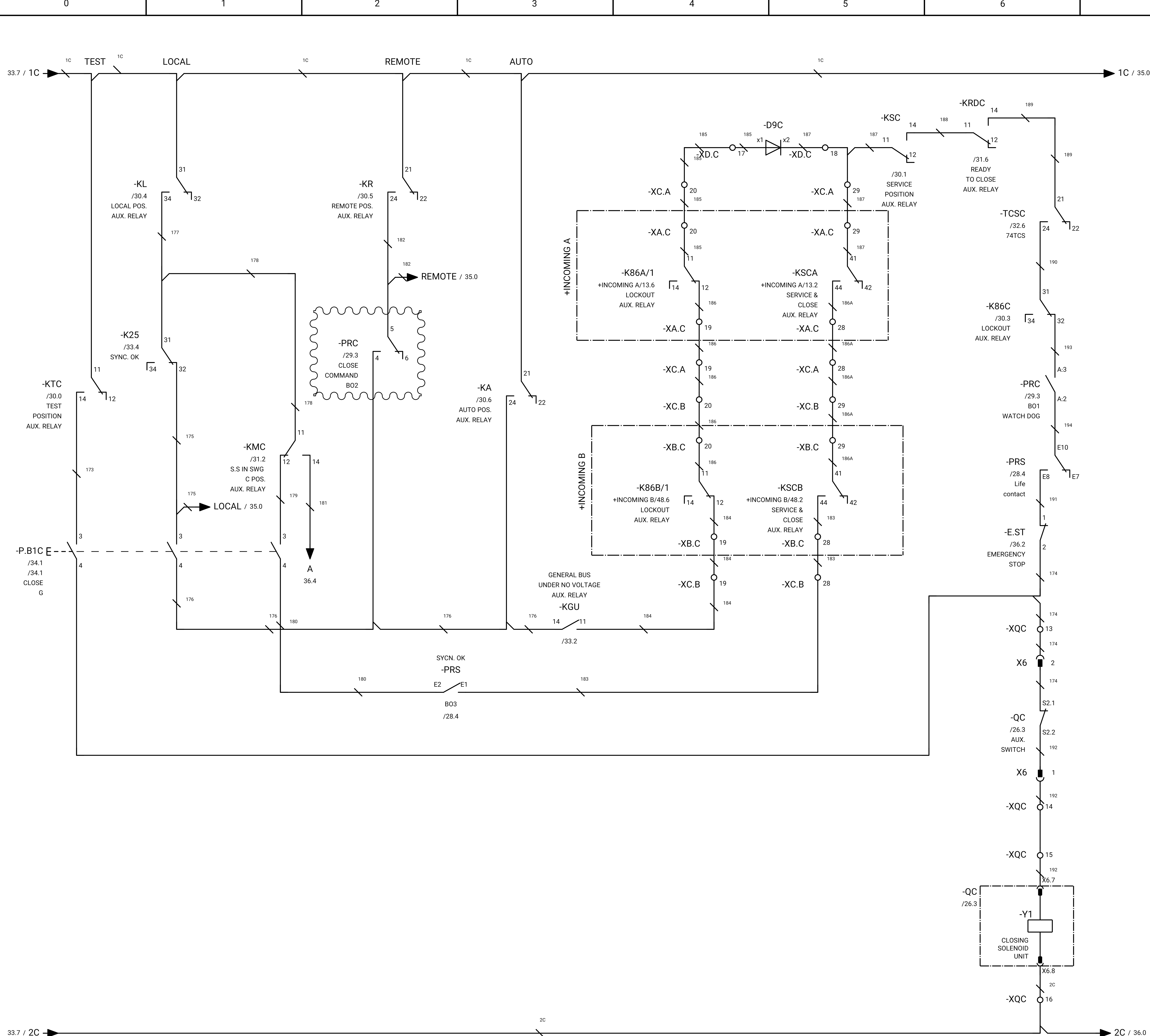
CLIENT :

EPC CONTRACTOR :

PROJECT TITLE :
NEW SUBSTATION

DWG TITLE :
TYPICAL SCHEMATIC FOR 400V SUBSTATION A,K,G,L,X

VENDOR DRAWING NO: 5614-VD-001(021-048-075-102-129)-0				SCALE N.T.S		
PROJECT NUMBER	LOCATION	SAZE	CLASS	SERIAL NUMBER	SHEET	REVISION
5614	R	A4	P		33 of 84	1



GENERAL NOTE:

REFRENSE DRAWING

SPECIFICATION FOR LV SWITCHGEARS	5614-C-EL-SP-002-0
OVERALL SINGLE LINE DIAGRAM FOR SUBSTATION A,K,L,X	5614-...-EL-SL-002-R-0
DATA SHEET FOR LV SWITCHGEARS	5414-C-EL-DS-002-0
ELECTRICAL SIGNAL LIST	5614-D-EL-LS-001

SYMBOLS AND LEGENDS

04						
03						
02						
01						
REV	DATE	DESCRIPTION	DRAWN	PRE'D	CHK'D	APP'D

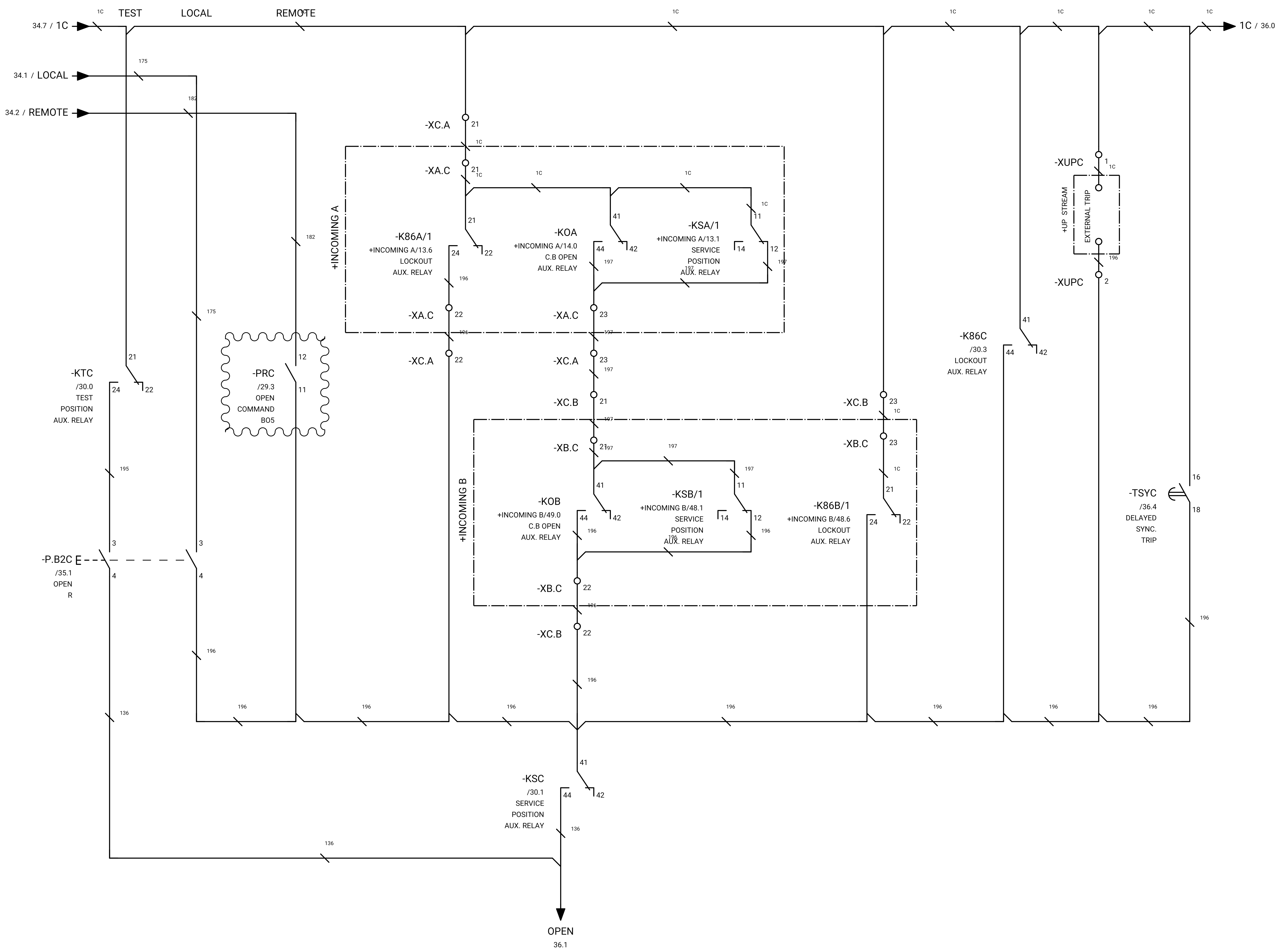
CLIENT :

EPC CONTRACTOR :

PROJECT TITLE :
NEW SUBSTATION

DWG TITLE :
TYPICAL SCHEMATIC FOR 400V SUBSTATION A,K,G,L,X

VENDOR DRAWING NO: 5614-VD-001(021-048-075-102-129)-0			SCALE N.T.S			
PROJECT NUMBER	LOCATION	SAZE	CLASS	SERIAL NUMBER	SHEET	REVISION
5614	R	A4	P		34 of 84	1



GENERAL NOTE:

REFRENS DRAWING

SPECIFICATION FOR LV SWITCHGEARS	5614-C-EL-SP-002-0
OVERALL SINGLE LINE DIAGRAM FOR SUBSTATION A,K,L,X	5614-...-EL-SL-002-R-0
DATA SHEET FOR LV SWITCHGEARS	5414-C-EL-DS-002-0
ELECTRICAL SIGNAL LIST	5614-D-EL-LS-001

SYMBOLS AND LEGENDS

04						
03						
02						
01						
REV	DATE	DESCRIPTION	DRAWN	PRE'D	CHK'D	APP'D

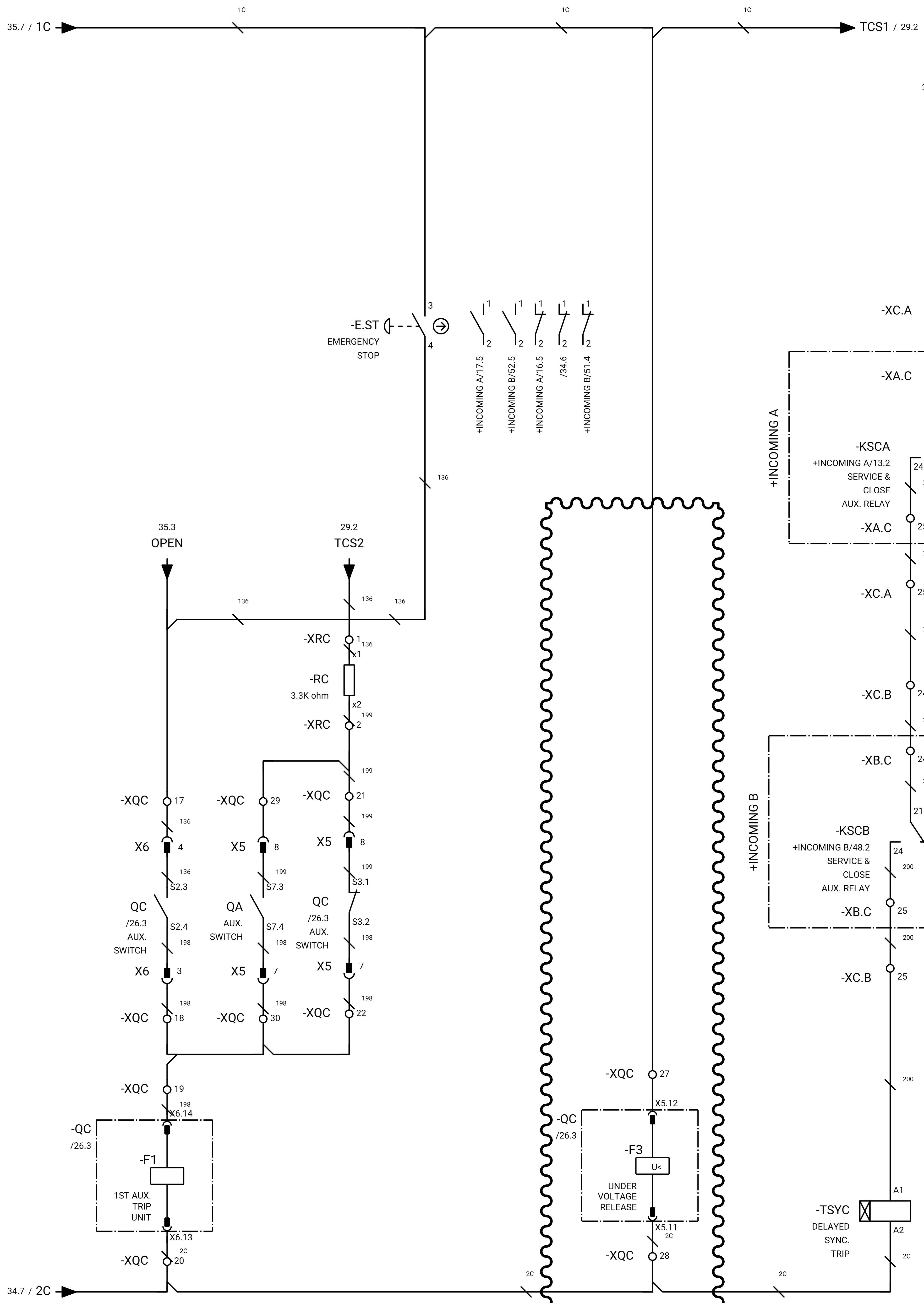
CLIENT :

EPC CONTRACTOR :

PROJECT TITLE :
NEW SUBSTATION

DWG TITLE :
TYPICAL SCHEMATIC FOR 400V SUBSTATION A,K,G,L,X

VENDOR DRAWING NO: 5614-VD-001(021-048-075-102-129)-0			SCALE N.T.S			
PROJECT NUMBER	LOCATION	SAZE	CLASS	SERIAL NUMBER	SHEET	REVISION
5614	R	A4	P		35 of 84	1



This line is doing next to approved deviation to client.

GENERAL NOTE:

REFRENS DRAWING

SPECIFICATION FOR LV SWITCHGEARS	5614-C-EL-SP-002-0
OVERALL SINGLE LINE DIAGRAM FOR SUBSTATION A,K,L,X	5614-...-EL-SL-002-R-0
DATA SHEET FOR LV SWITCHGEARS	5414-C-EL-DS-002-0
ELECTRICAL SIGNAL LIST	5614-D-EL-LS-001

SYMBOLS AND LEGENDS

04						
03						
02						
01						
REV	DATE	DESCRIPTION	DRAWN	PRE'D	CHK'D	APP'D

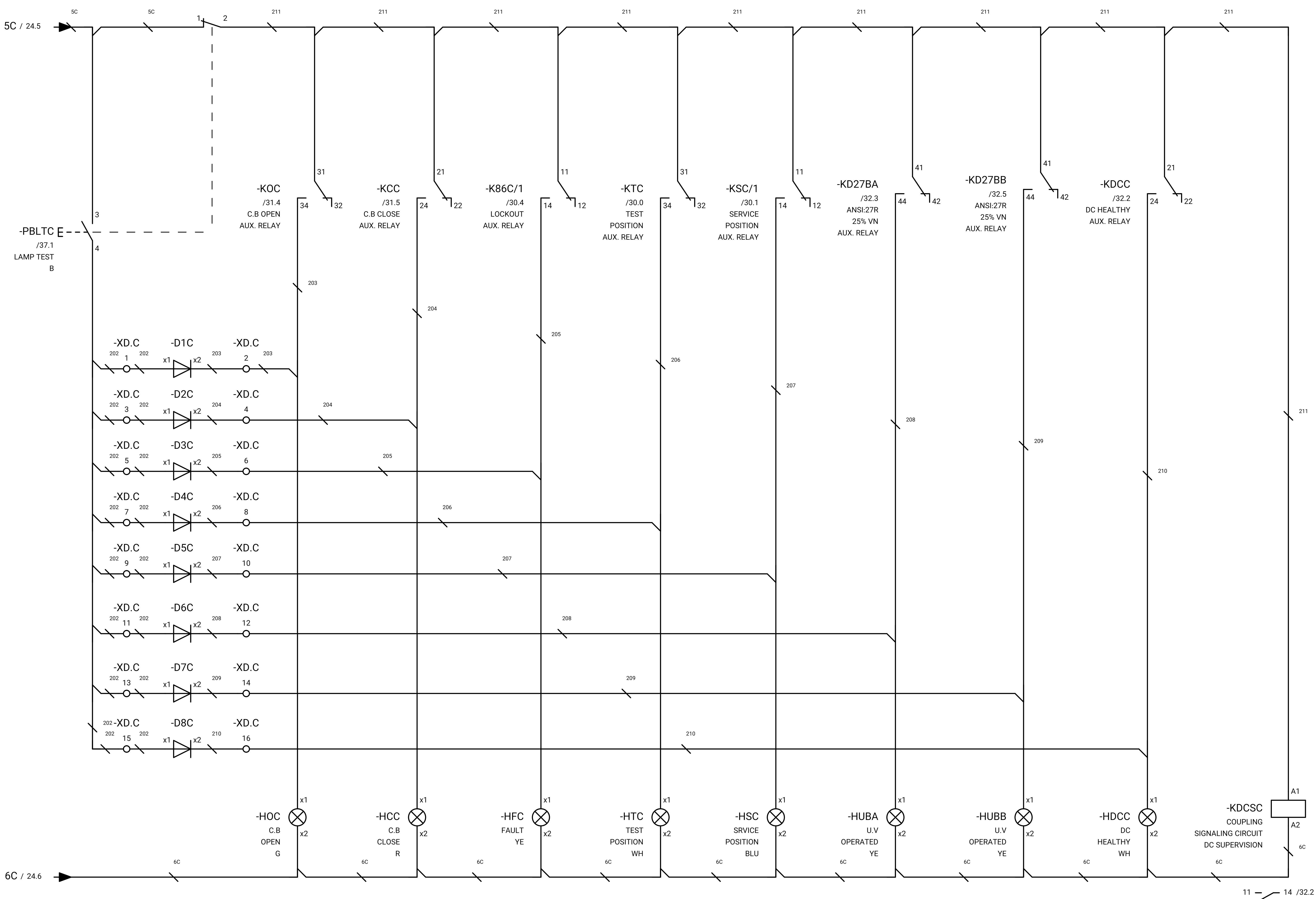
CLIENT :

EPC CONTRACTOR :

PROJECT TITLE :
NEW SUBSTATION

DWG TITLE :
TYPICAL SCHEMATIC FOR 400V SUBSTATION A,K,G,L,X

VENDOR DRAWING NO: 5614-VD-001(021-048-075-102-129)-0			SCALE N.T.S			
PROJECT NUMBER	LOCATION	SAZE	CLASS	SERIAL NUMBER	SHEET	REVISION
5614	R	A4	P		36 of 84	1



GENERAL NOTE:

REFRENS DRAWING

SPECIFICATION FOR LV SWITCHGEARS	5614-C-EL-SP-002-0
OVERALL SINGLE LINE DIAGRAM FOR SUBSTATION A,G,K,L,X	5614-...-EL-SL-002-R-0
DATA SHEET FOR LV SWITCHGEARS	5414-C-EL-DS-002-0
ELECTRICAL SIGNAL LIST	5614-D-EL-LS-001

SYMBOLS AND LEGENDS

04						
03						
02						
01						
REV	DATE	DESCRIPTION	DRAWN	PRE'D	CHK'D	APP'D

CLIENT :

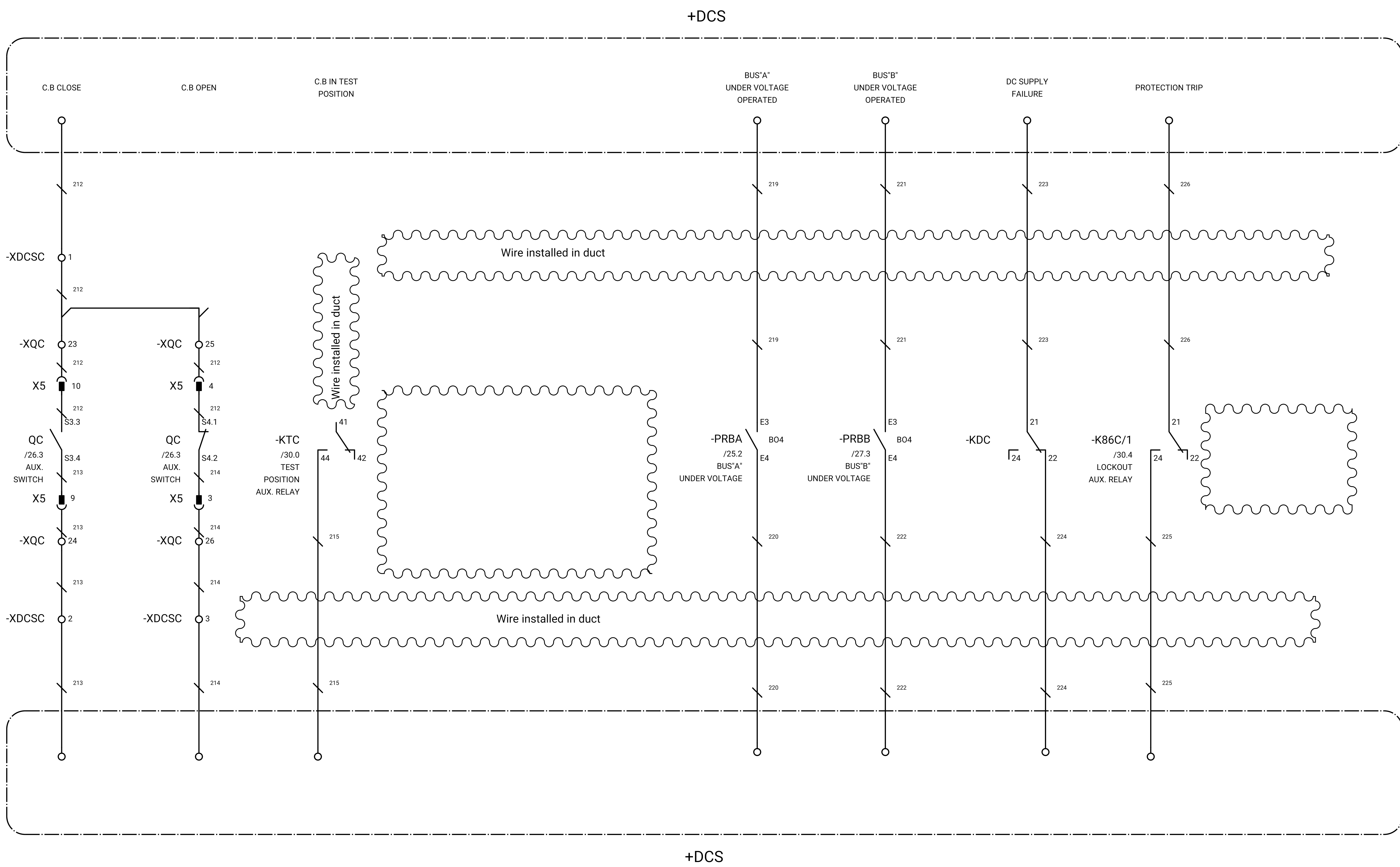
EPC CONTRACTOR :

PROJECT TITLE :
NEW SUBSTATION

DWG TITLE :
TYPICAL SCHEMATIC FOR 400V SUBSTATION A,K,G,L,X

VENDOR DRAWING NO: 5614-VD-001(021-048-075-102-129)-0				SCALE N.T.S		
PROJECT NUMBER	LOCATION	SAZE	CLASS	SERIAL NUMBER	SHEET	REVISION
5614	R	A4	P		37 of 84	1

GENERAL NOTE:



REFRENSSE DRAWING

SPECIFICATION FOR LV SWITCHGEARS	5614-C-EL-SP-002-0
OVERALL SINGLE LINE DIAGRAM FOR SUBSTATION A,K,L,X	5614-...-EL-SL-002-R-0
DATA SHEET FOR LV SWITCHGEARS	5414-C-EL-DS-002-0
ELECTRICAL SIGNAL LIST	5614-D-EL-LS-001

SYMBOLS AND LEGENDS

04						
03						
02						
01						
REV	DATE	DESCRIPTION	DRAWN	PRE'D	CHK'D	APP'D

CLIENT :

EPC CONTRACTOR :

PROJECT TITLE :
NEW SUBSTATION

DWG TITLE :
TYPICAL SCHEMATIC FOR 400V SUBSTATION A,K,G,L,X

VENDOR DRAWING NO: 5614-VD-001(021-048-075-102-129)-0			SCALE N.T.S			
PROJECT NUMBER	LOCATION	SAZE	CLASS	SERIAL NUMBER	SHEET	REVISION
5614	R	A4	P		38 of 84	1

GENERAL NOTE:

REFRENS DRAWING

SPECIFICATION FOR LV SWITCHGEARS	5614-C-EL-SP-002-0
OVERALL SINGLE LINE DIAGRAM FOR SUBSTATION A,G,K,L,X	5614-...-EL-SL-002-R-0
DATA SHEET FOR LV SWITCHGEARS	5414-C-EL-DS-002-0
ELECTRICAL SIGNAL LIST	5614-D-EL-LS-001

SYMBOLS AND LEGENDS

04						
03						
02						
01						
REV	DATE	DESCRIPTION	DRAWN	PRE'D	CHK'D	APP'D

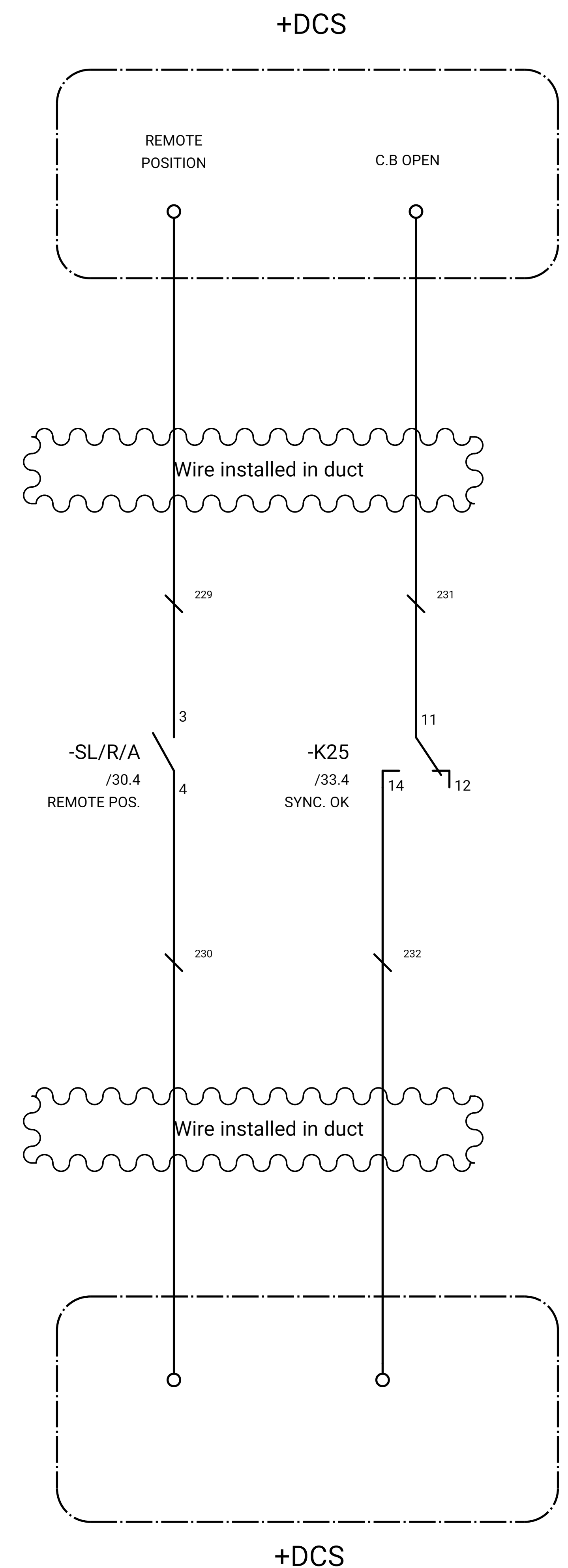
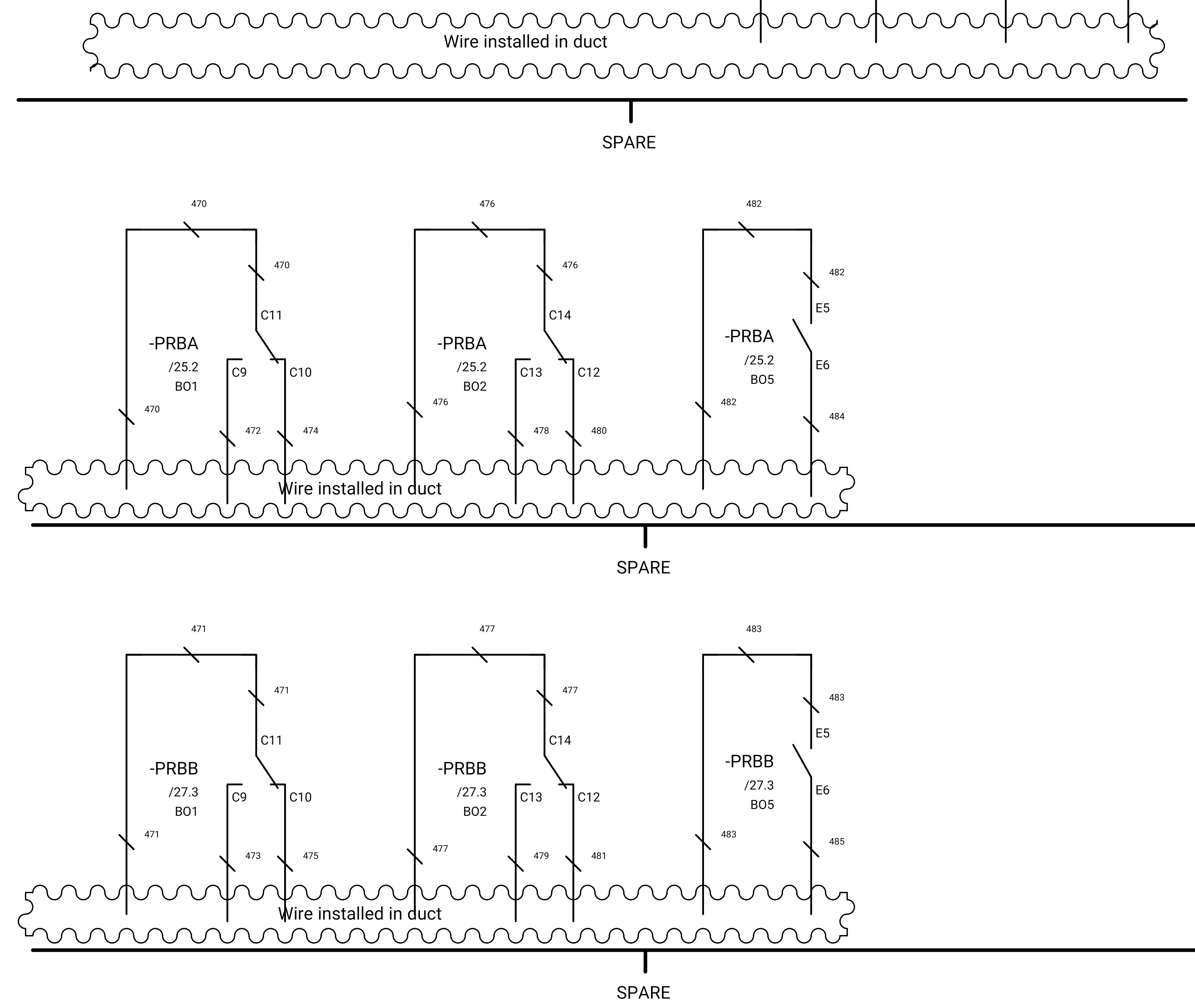
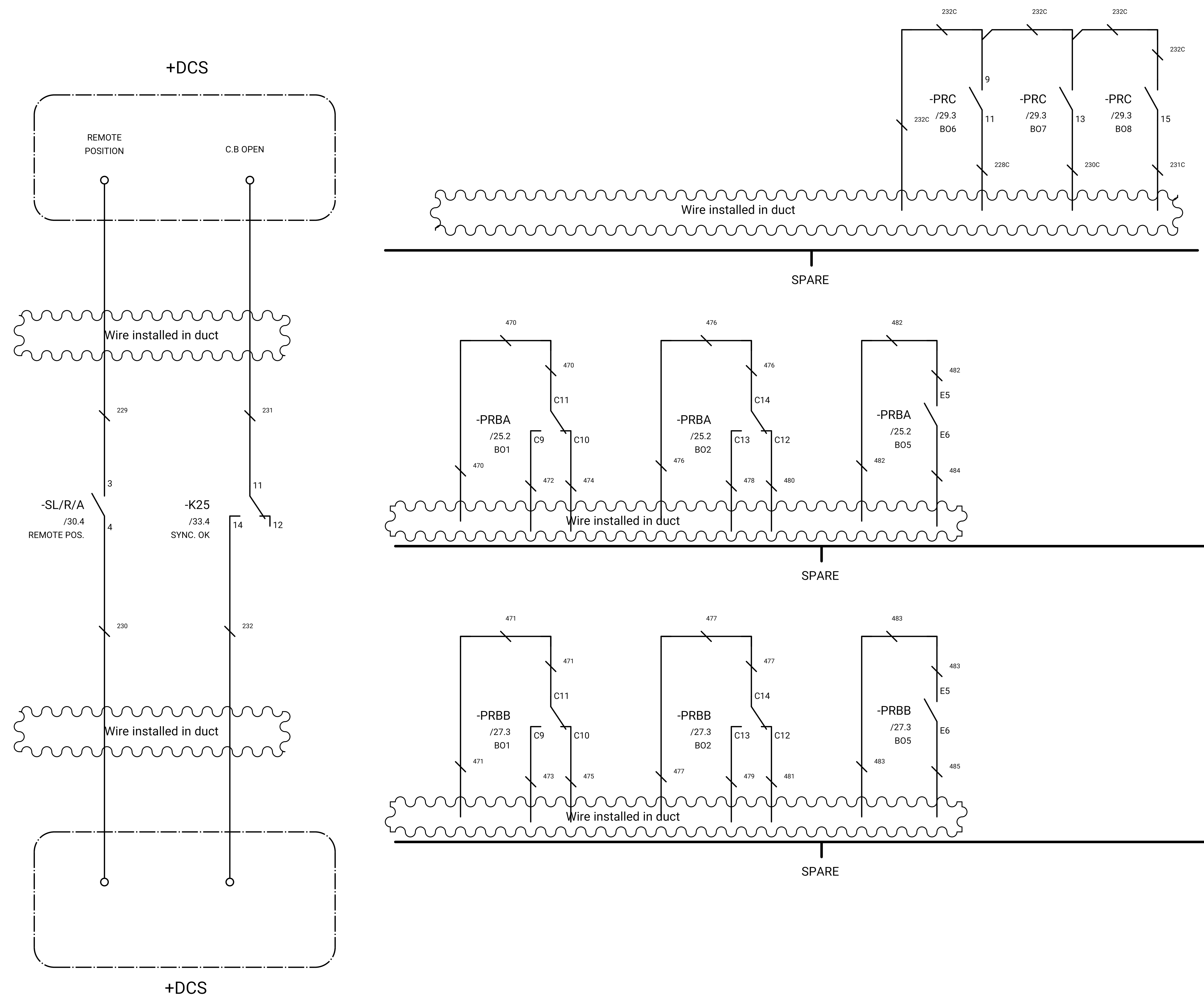
CLIENT :

EPC CONTRACTOR :

PROJECT TITLE :
NEW SUBSTATION

DWG TITLE :
TYPICAL SCHEMATIC FOR 400V SUBSTATION A,K,G,L,X

VENDOR DRAWING NO: 5614-VD-001(021-048-075-102-129)-0			SCALE N.T.S			
PROJECT NUMBER	LOCATION	SAZE	CLASS	SERIAL NUMBER	SHEET	REVISION
5614	R	A4	P		39 of 84	1



GENERAL NOTE:

REFRENS DRAWING

SPECIFICATION FOR LV SWITCHGEARS	5614-C-EL-SP-002-0
OVERALL SINGLE LINE DIAGRAM FOR SUBSTATION A,K,L,X	5614-...-EL-SL-002-R-0
DATA SHEET FOR LV SWITCHGEARS	5414-C-EL-DS-002-0
ELECTRICAL SIGNAL LIST	5614-D-EL-LS-001

SYMBOLS AND LEGENDS

WIRING DIAGRAM FOR INCOMING B

04						
03						
02						
01						
REV	DATE	DESCRIPTION	DRAWN	PRE'D	CHK'D	APP'D

CLIENT :

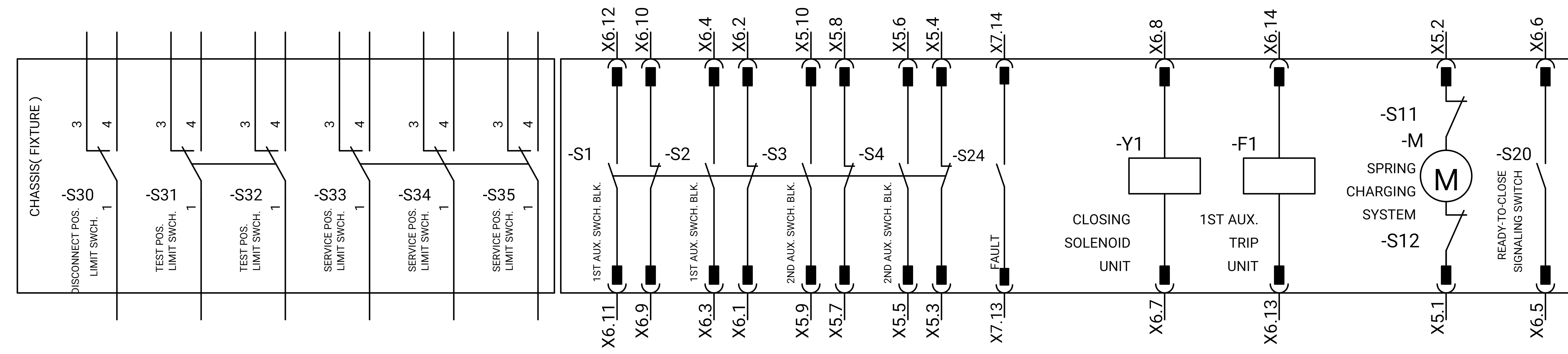
EPC CONTRACTOR :

PROJECT TITLE : NEW SUBSTATION

DWG TITLE : TYPICAL SCHEMATIC FOR 400V SUBSTATION A,K,G,L,X

VENDOR DRAWING NO: 5614-VD-001(021-048-075-102-129)-0 SCALE N.T.S

PROJECT NUMBER	LOCATION	SAZE	CLASS	SERIAL NUMBER	SHEET	REVISION
5614	R	A4	P		40 of 84	1



GENERAL NOTE:

REFRENS DRAWING

SPECIFICATION FOR LV SWITCHGEARS	5614-C-EL-SP-002-0
OVERALL SINGLE LINE DIAGRAM FOR SUBSTATION A,G,K,L,X	5614-...-EL-SL-002-R-0
DATA SHEET FOR LV SWITCHGEARS	5414-C-EL-DS-002-0
ELECTRICAL SIGNAL LIST	5614-D-EL-LS-001

SYMBOLS AND LEGENDS

04						
03						
02						
01						
REV	DATE	DESCRIPTION	DRAWN	PRE'D	CHK'D	APP'D

CLIENT :

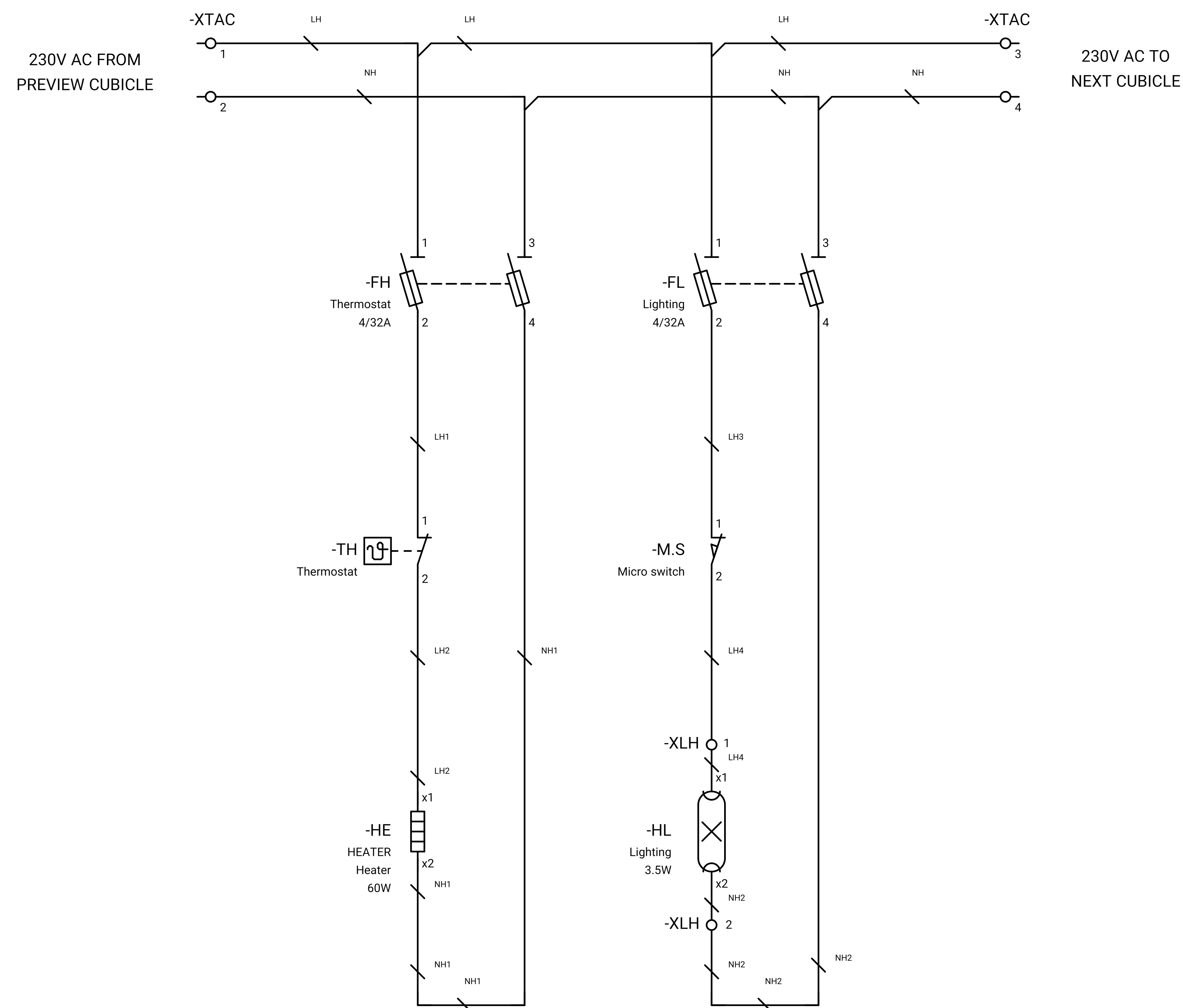
EPC CONTRACTOR :

PROJECT TITLE :
NEW SUBSTATION

DWG TITLE :
TYPICAL SCHEMATIC FOR 400V SUBSTATION A,K,G,L,X

VENDOR DRAWING NO: 5614-VD-001(021-048-075-102-129)-0			SCALE N.T.S			
PROJECT NUMBER	LOCATION	SAZE	CLASS	SERIAL NUMBER	SHEET	REVISION
5614	R	A4	P		41 of 84	1

GENERAL NOTE:



REFRENS DRAWING

SPECIFICATION FOR LV SWITCHGEARS	5614-C-EL-SP-002-0
OVERALL SINGLE LINE DIAGRAM FOR SUBSTATION A,K,L,X	5614-...-EL-SL-002-R-0
DATA SHEET FOR LV SWITCHGEARS	5414-C-EL-DS-002-0
ELECTRICAL SIGNAL LIST	5614-D-EL-LS-001

SYMBOLS AND LEGENDS

04						
03						
02						
01						
REV	DATE	DESCRIPTION	DRAWN	PRE'D	CHK'D	APP'D

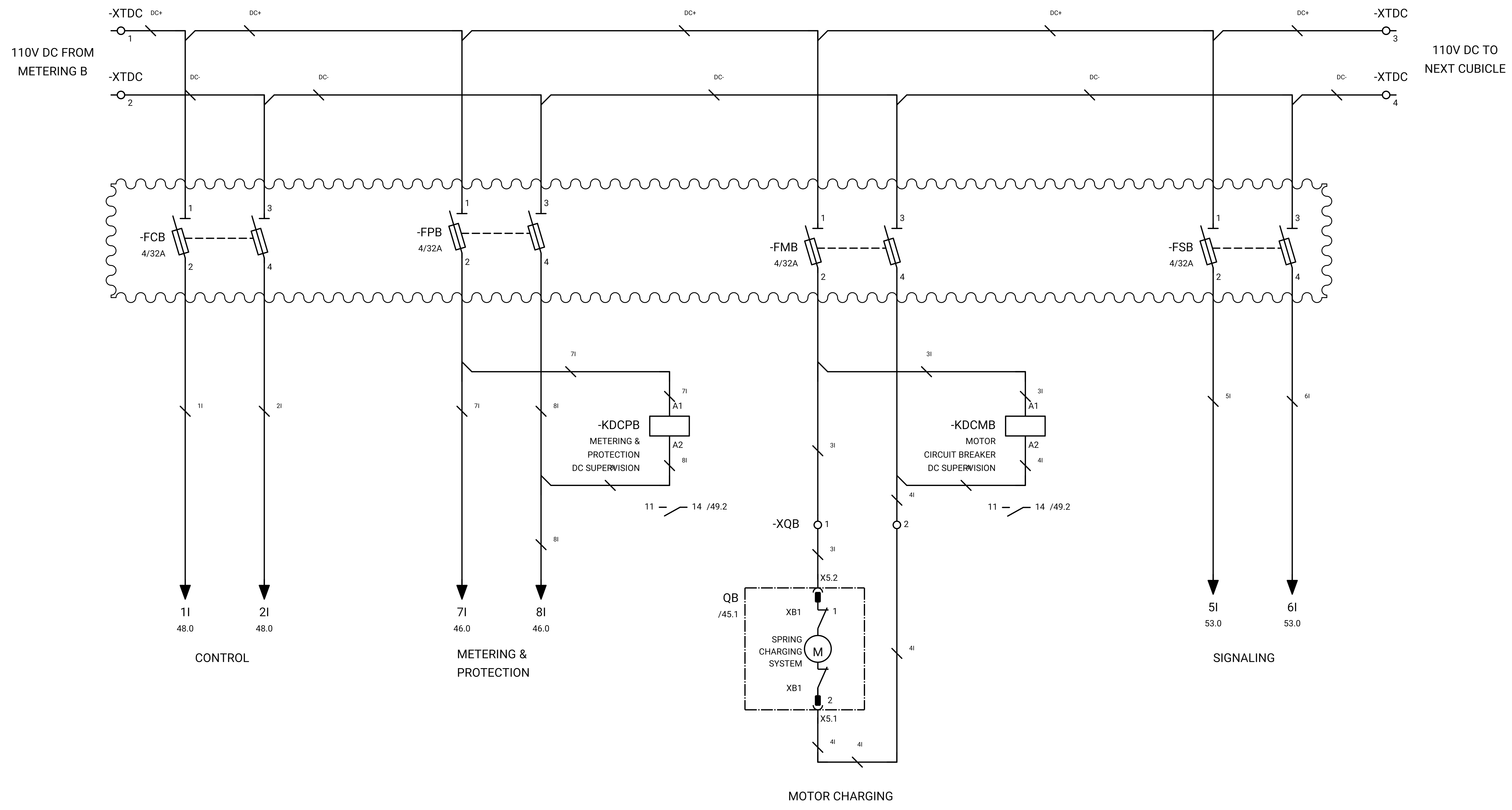
CLIENT :

EPC CONTRACTOR :

PROJECT TITLE :
NEW SUBSTATION

DWG TITLE :
TYPICAL SCHEMATIC FOR 400V SUBSTATION A,K,G,L,X

VENDOR DRAWING NO: 5614-VD-001(021-048-075-102-129)-0				SCALE N.T.S		
PROJECT NUMBER	LOCATION	SAZE	CLASS	SERIAL NUMBER	SHEET	REVISION
5614	R	A4	P		42 of 84	1



GENERAL NOTE:

REFRENS DRAWING

SPECIFICATION FOR LV SWITCHGEARS	5614-C-EL-SP-002-0
OVERALL SINGLE LINE DIAGRAM FOR SUBSTATION A,K,G,L,X	5614-...-EL-SL-002-R-0
DATA SHEET FOR LV SWITCHGEARS	5414-C-EL-DS-002-0
ELECTRICAL SIGNAL LIST	5614-D-EL-LS-001

SYMBOLS AND LEGENDS

04						
03						
02						
01						
REV	DATE	DESCRIPTION	DRAWN	PRE'D	CHK'D	APP'D

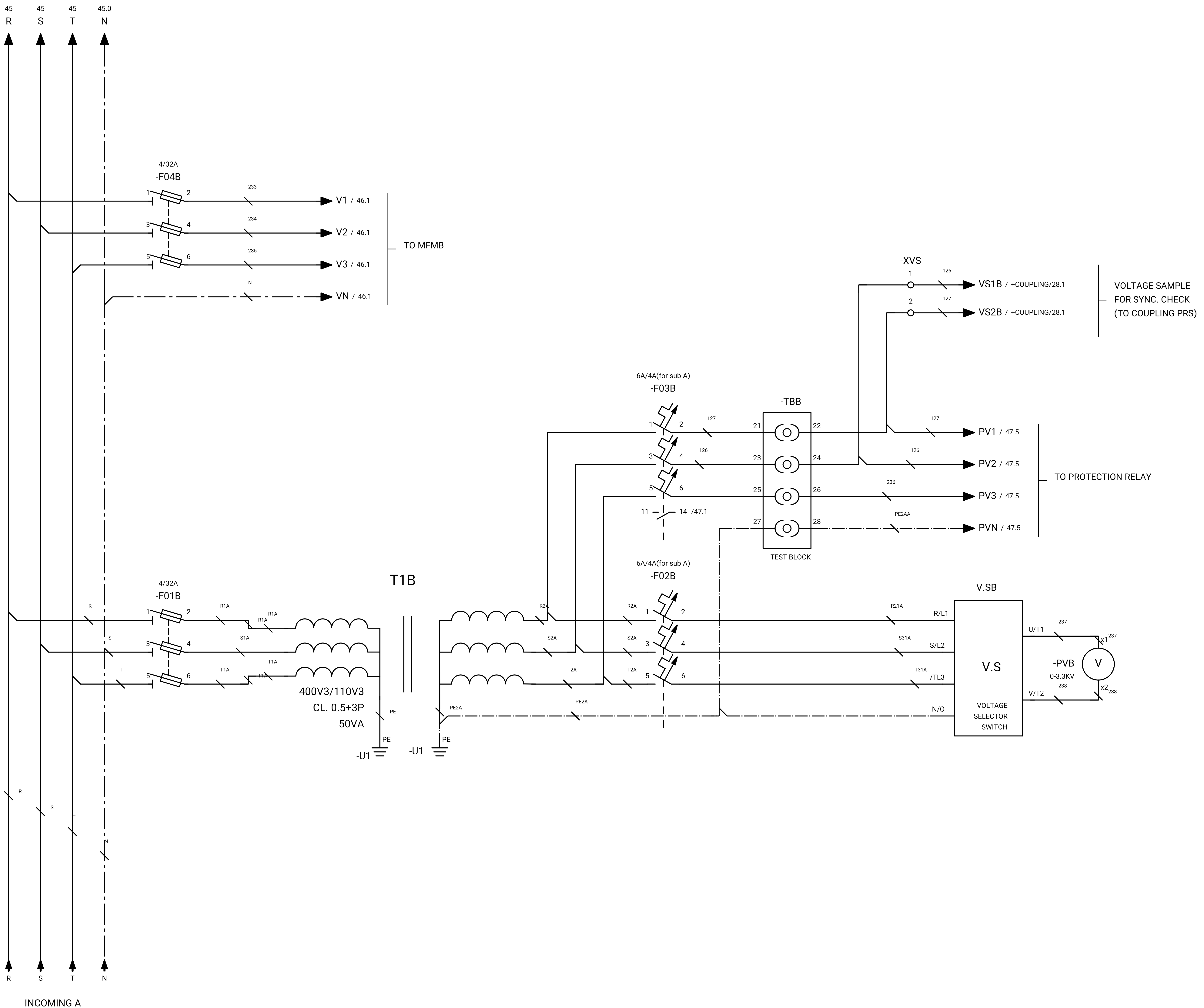
CLIENT :

EPC CONTRACTOR :

PROJECT TITLE :
NEW SUBSTATION

DWG TITLE :
TYPICAL SCHEMATIC FOR 400V SUBSTATION A,K,G,L,X

VENDOR DRAWING NO: 5614-VD-001(021-048-075-102-129)-0				SCALE N.T.S		
PROJECT NUMBER	LOCATION	SAZE	CLASS	SERIAL NUMBER	SHEET	REVISION
5614	R	A4	P		43 of 84	1



GENERAL NOTE:

REFRENS DRAWING

SPECIFICATION FOR LV SWITCHGEARS	5614-C-EL-SP-002-0
OVERALL SINGLE LINE DIAGRAM FOR SUBSTATION A,K,L,X	5614-...-EL-SL-002-R-0
DATA SHEET FOR LV SWITCHGEARS	5414-C-EL-DS-002-0
ELECTRICAL SIGNAL LIST	5614-D-EL-LS-001

SYMBOLS AND LEGENDS

04						
03						
02						
01						
REV	DATE	DESCRIPTION	DRAWN	PRE'D	CHK'D	APP'D

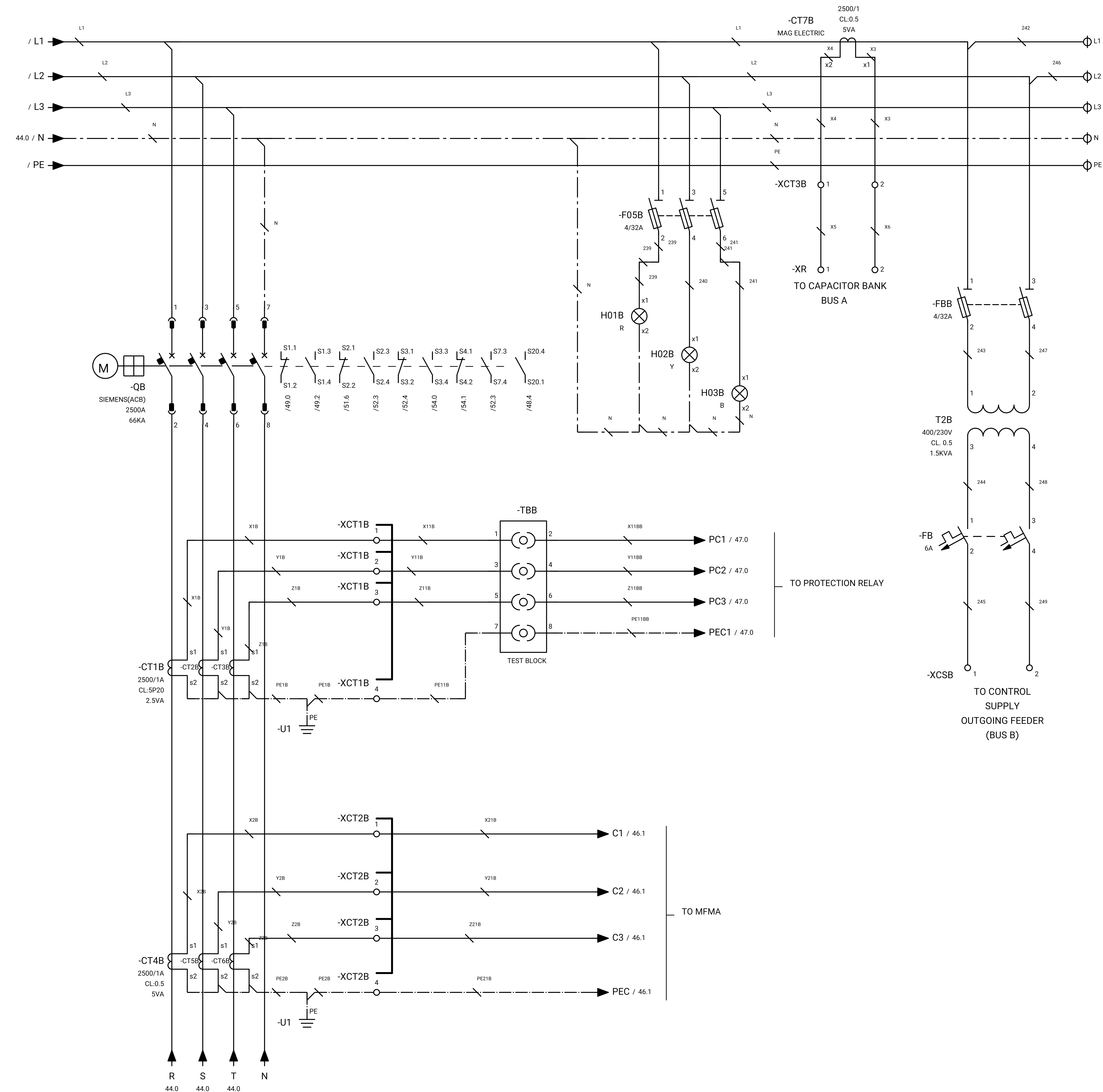
CLIENT :

EPC CONTRACTOR :

PROJECT TITLE :
NEW SUBSTATION

DWG TITLE :
TYPICAL SCHEMATIC FOR 400V SUBSTATION A,K,G,L,X

VENDOR DRAWING NO: 5614-VD-001(021-048-075-102-129)-0				SCALE N.T.S		
PROJECT NUMBER	LOCATION	SAZE	CLASS	SERIAL NUMBER	SHEET	REVISION
5614	R	A4	P		44 of 84	1



GENERAL NOTE:

REFRENS DRAWING

SPECIFICATION FOR LV SWITCHGEARS	5614-C-EL-SP-002-0
OVERALL SINGLE LINE DIAGRAM FOR SUBSTATION A,K,L,X	5614-...-EL-SL-002-R-0
DATA SHEET FOR LV SWITCHGEARS	5414-C-EL-DS-002-0
ELECTRICAL SIGNAL LIST	5614-D-EL-LS-001

SYMBOLS AND LEGENDS

04						
03						
02						
01						
REV	DATE	DESCRIPTION	DRAWN	PRE'D	CHK'D	APP'D

CLIENT :

EPC CONTRACTOR :

PROJECT TITLE :
NEW SUBSTATION

DWG TITLE :
TYPICAL SCHEMATIC FOR 400V SUBSTATION A,K,G,L,X

VENDOR DRAWING NO: 5614-VD-001(021-048-075-102-129)-0			SCALE N.T.S			
PROJECT NUMBER	LOCATION	SAZE	CLASS	SERIAL NUMBER	SHEET	REVISION
5614	R	A4	P		45 of 84	1

GENERAL NOTE:

REFRENSSE DRAWING

SPECIFICATION FOR LV SWITCHGEARS	5614-C-EL-SP-002-0
OVERALL SINGLE LINE DIAGRAM FOR SUBSTATION A,K,L,X	5614-...-EL-SL-002-R-0
DATA SHEET FOR LV SWITCHGEARS	5414-C-EL-DS-002-0
ELECTRICAL SIGNAL LIST	5614-D-EL-LS-001

SYMBOLS AND LEGENDS

04						
03						
02						
01						
REV	DATE	DESCRIPTION	DRAWN	PRE'D	CHK'D	APP'D

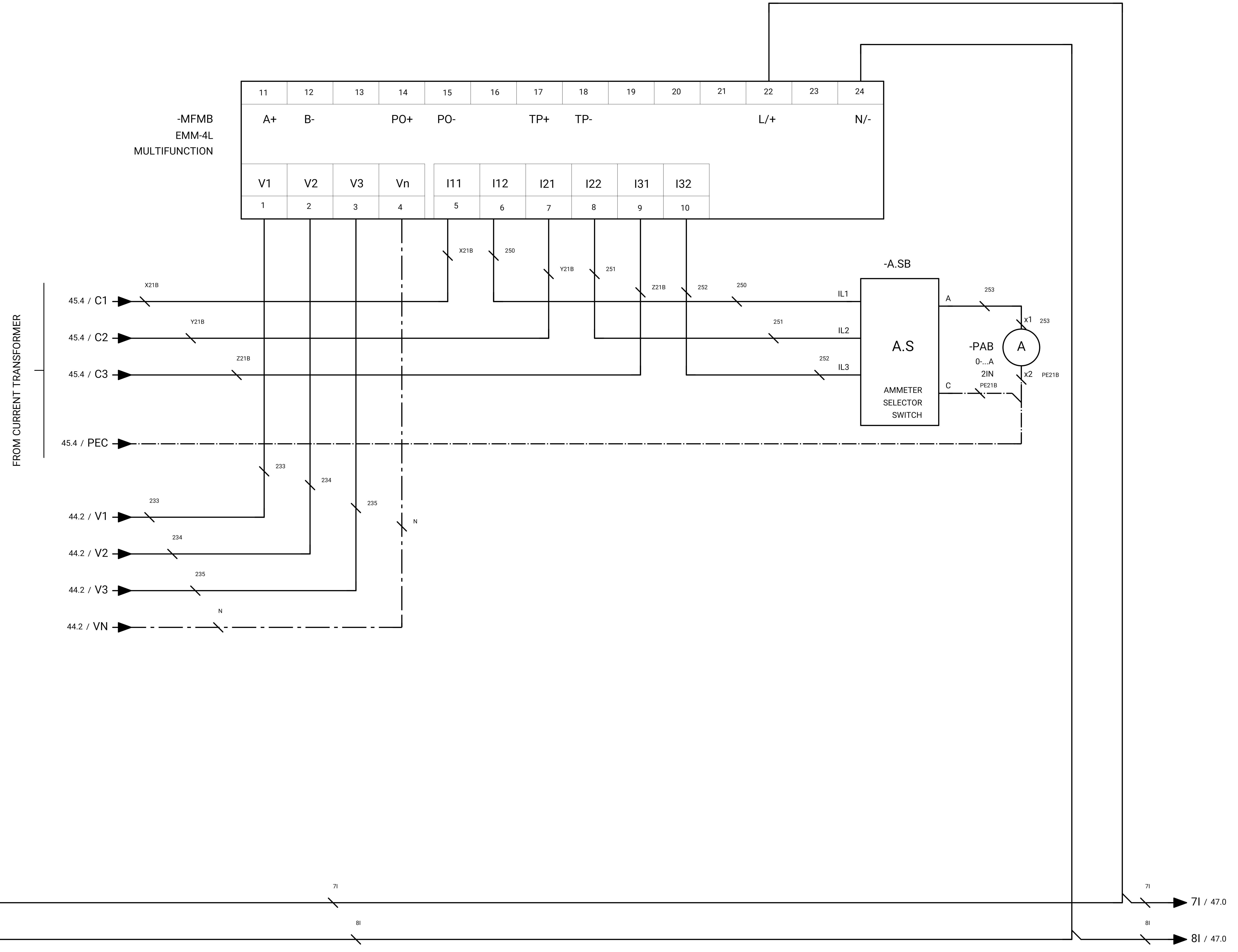
CLIENT :

EPC CONTRACTOR :

PROJECT TITLE :
NEW SUBSTATION

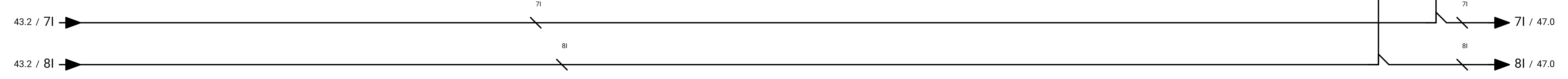
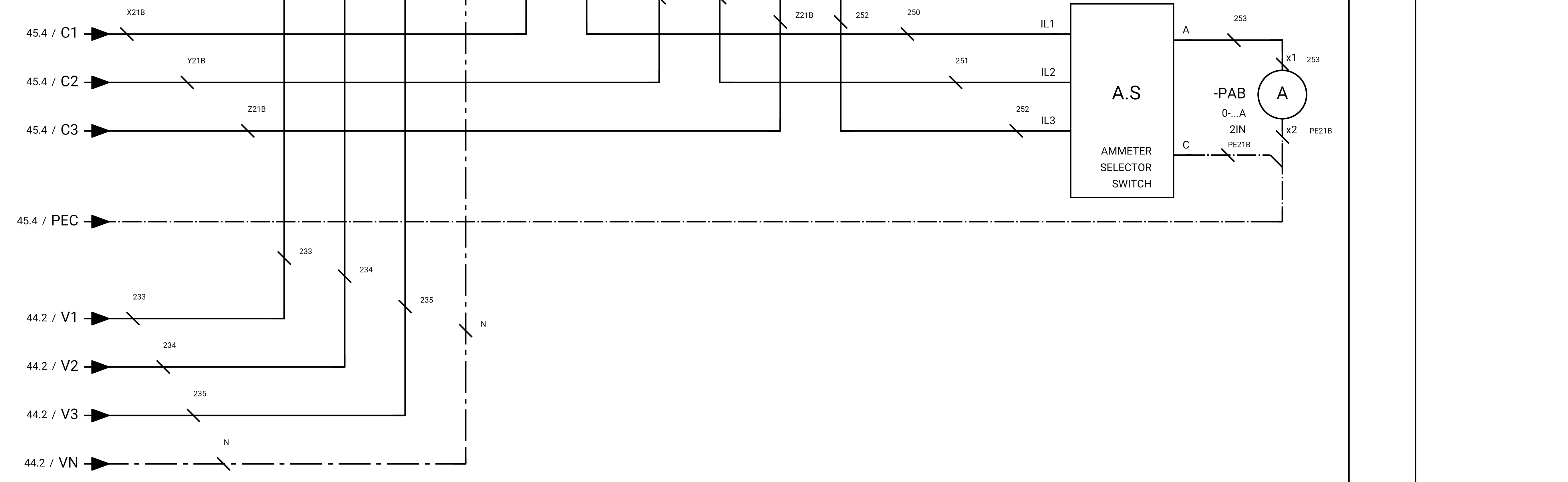
DWG TITLE :
TYPICAL SCHEMATIC FOR 400V SUBSTATION A,K,G,L,X

VENDOR DRAWING NO: 5614-VD-001(021-048-075-102-129)-0				SCALE N.T.S		
PROJECT NUMBER	LOCATION	SAZE	CLASS	SERIAL NUMBER	SHEET	REVISION
5614	R	A4	P		46 of 84	1

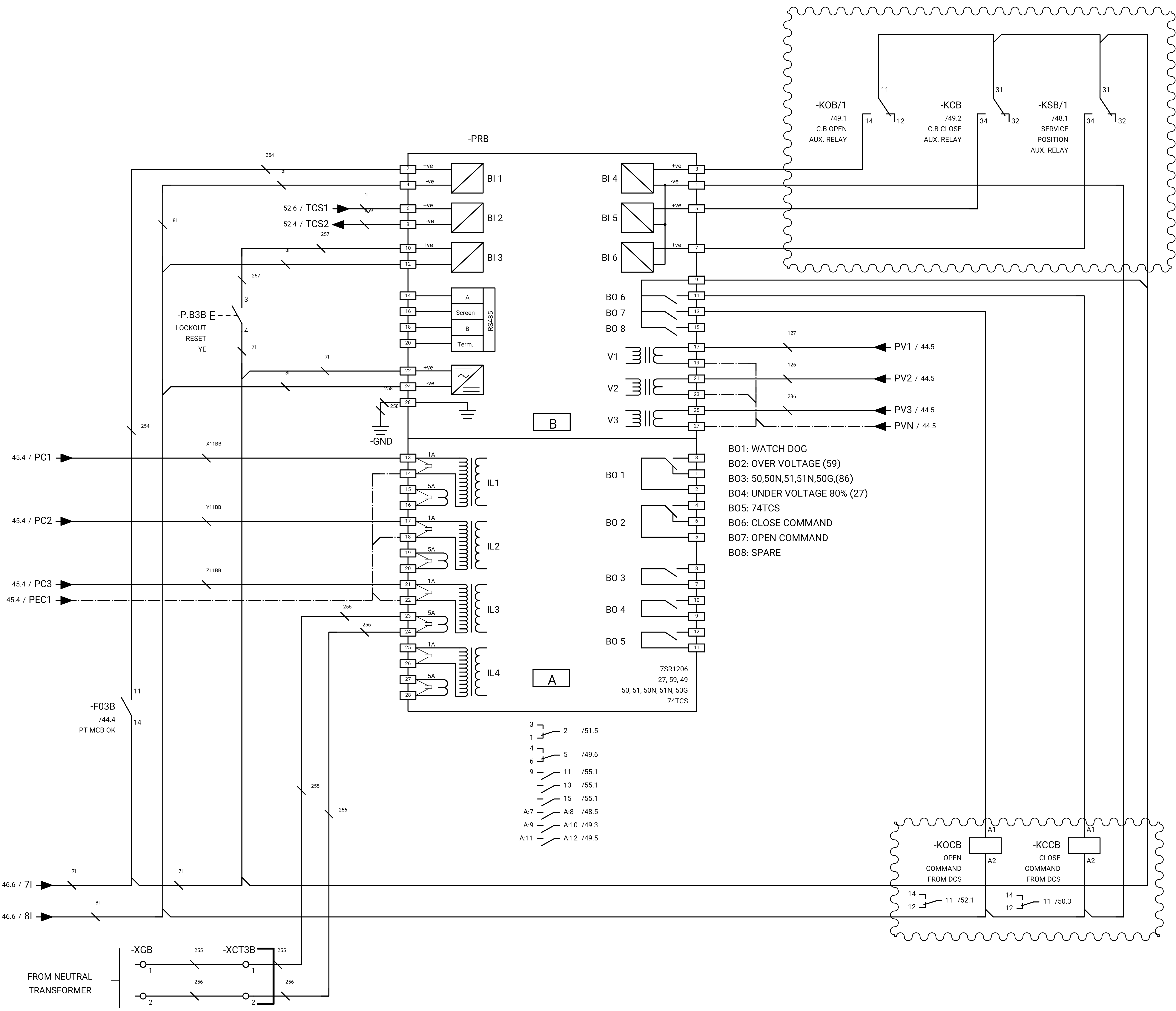


11	12	13	14	15	16	17	18	19	20	21	22	23	24
A+	B-	PO+		PO-	TP+		TP-	L/+			N/-		
V1	V2	V3	Vn	I11		I12	I21	I22	I31	I32			
1	2	3	4	5	6	7	8	9	10				

FROM CURRENT TRANSFORMER



GENERAL NOTE:



REFRENS DRAWING

SPECIFICATION FOR LV SWITCHGEARS	5614-C-EL-SP-002-0
OVERALL SINGLE LINE DIAGRAM FOR SUBSTATION A,K,L,X	5614-...-EL-SL-002-R-0
DATA SHEET FOR LV SWITCHGEARS	5414-C-EL-DS-002-0
ELECTRICAL SIGNAL LIST	5614-D-EL-LS-001

SYMBOLS AND LEGENDS

04						
03						
02						
01						
REV	DATE	DESCRIPTION	DRAWN	PRE'D	CHK'D	APP'D

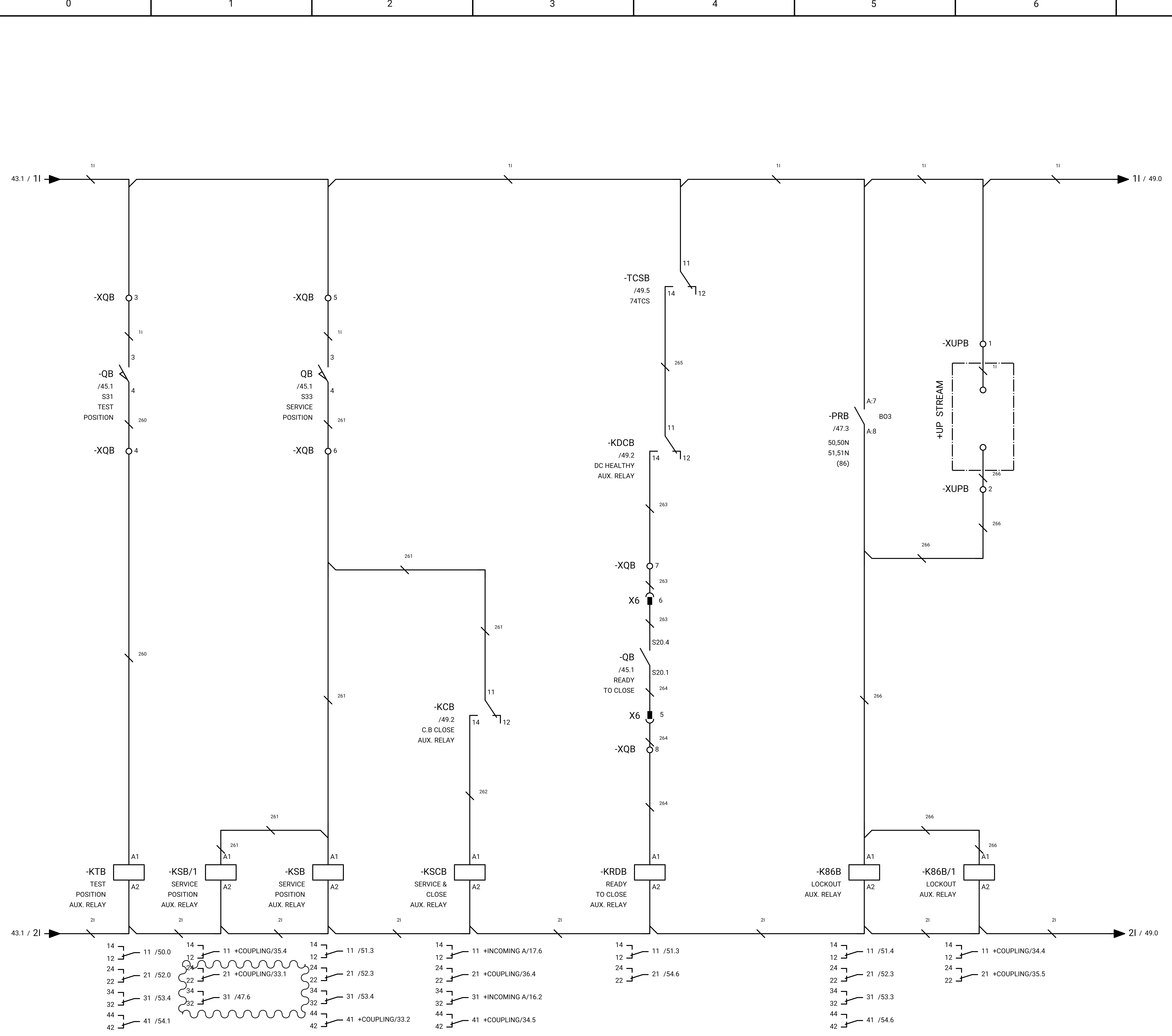
CLIENT :

EPC CONTRACTOR :

PROJECT TITLE :
NEW SUBSTATION

DWG TITLE :
TYPICAL SCHEMATIC FOR 400V SUBSTATION A,K,G,L,X

VENDOR DRAWING NO: 5614-VD-001(021-048-075-102-129)-0				SCALE N.T.S		
PROJECT NUMBER	LOCATION	SAZE	CLASS	SERIAL NUMBER	SHEET	REVISION
5614	R	A4	P		47 of 84	1



GENERAL NOTE:

REFRENS DRAWING

SPECIFICATION FOR LV SWITCHGEARS	5614-C-EL-SP-002-0
OVERALL SINGLE LINE DIAGRAM FOR SUBSTATION A,K,G,L,X	5614-...-EL-SL-002-R-0
DATA SHEET FOR LV SWITCHGEARS	5414-C-EL-DS-002-0
ELECTRICAL SIGNAL LIST	5614-D-EL-LS-001

SYMBOLS AND LEGENDS

04						
03						
02						
01						
REV	DATE	DESCRIPTION	DRAWN	PRE'D	CHK'D	APP'D

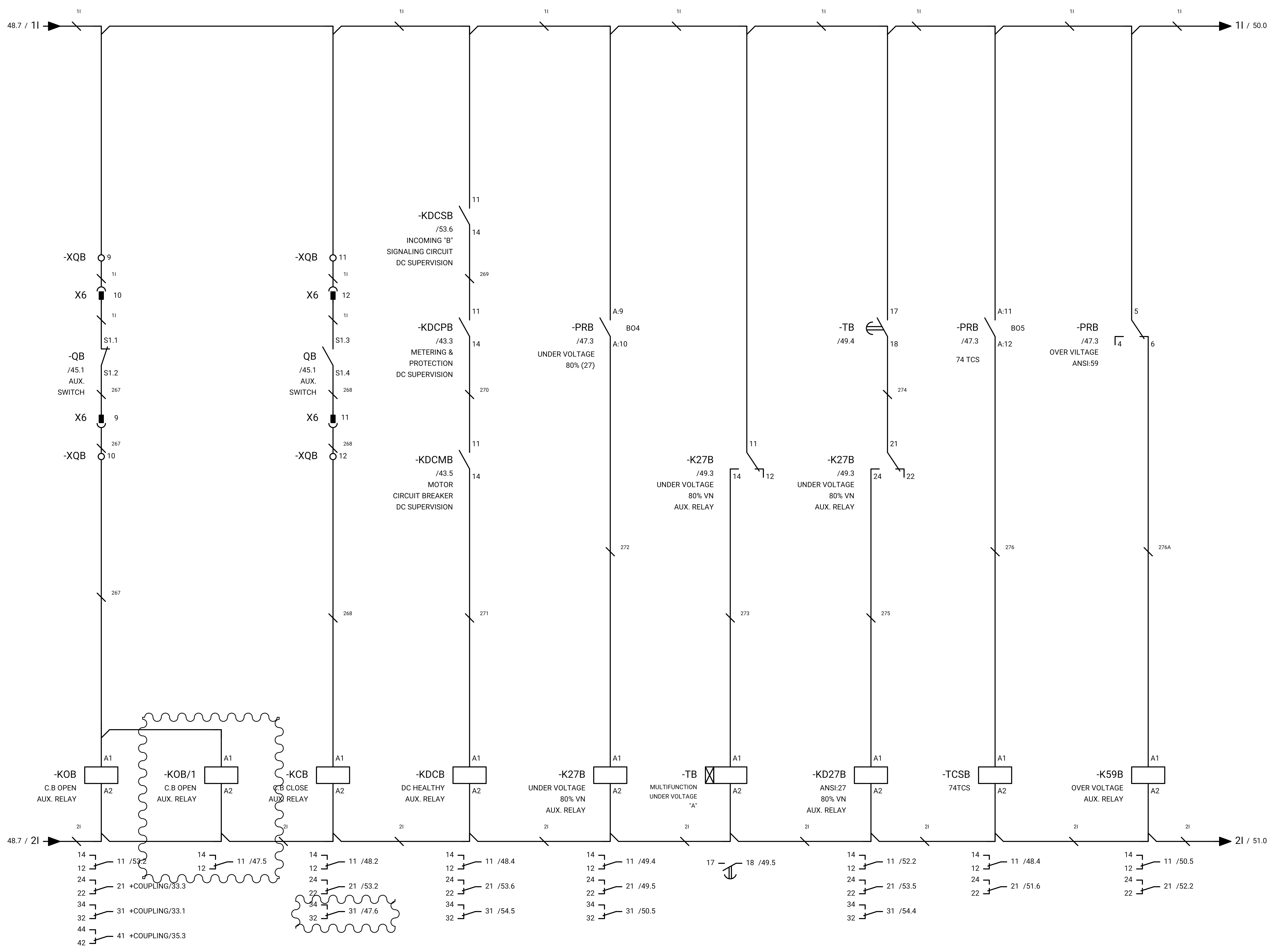
CLIENT :

EPC CONTRACTOR :

PROJECT TITLE :
NEW SUBSTATION

DWG TITLE :
TYPICAL SCHEMATIC FOR 400V SUBSTATION A,K,G,L,X

VENDOR DRAWING NO: 5614-VD-001(021-048-075-102-129)-0				SCALE N.T.S		
PROJECT NUMBER	LOCATION	SAZE	CLASS	SERIAL NUMBER	SHEET	REVISION
5614	R	A4	P		48 of 84	1



GENERAL NOTE:

REFRENS DRAWING

SPECIFICATION FOR LV SWITCHGEARS	5614-C-EL-SP-002-0
OVERALL SINGLE LINE DIAGRAM FOR SUBSTATION A,G,K,L,X	5614-...-EL-SL-002-R-0
DATA SHEET FOR LV SWITCHGEARS	5414-C-EL-DS-002-0
ELECTRICAL SIGNAL LIST	5614-D-EL-LS-001

SYMBOLS AND LEGENDS

04						
03						
02						
01						
REV	DATE	DESCRIPTION	DRAWN	PRE'D	CHK'D	APP'D

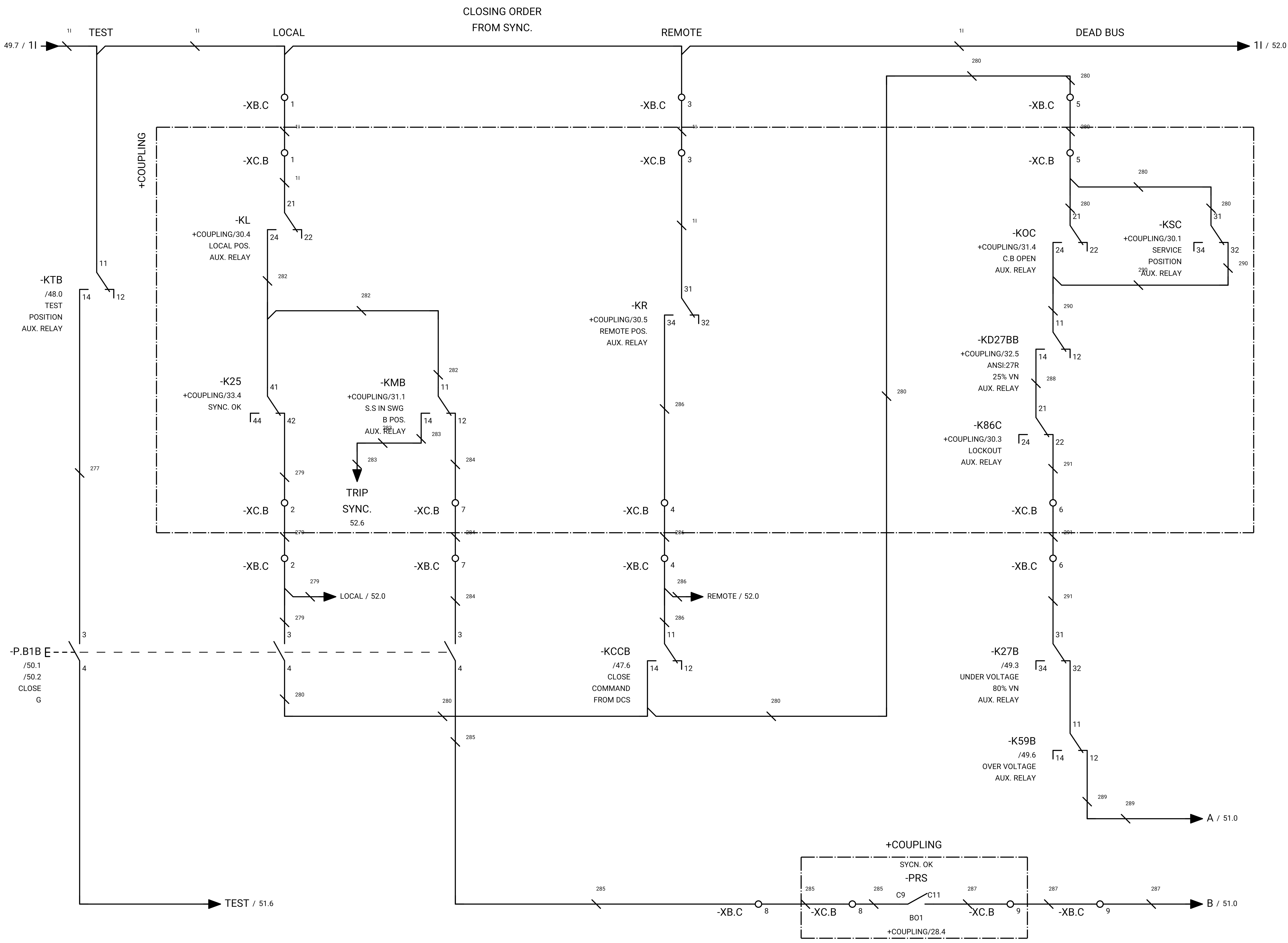
CLIENT :

EPC CONTRACTOR :

PROJECT TITLE :
NEW SUBSTATION

DWG TITLE :
TYPICAL SCHEMATIC FOR 400V SUBSTATION A,K,G,L,X

VENDOR DRAWING NO: 5614-VD-001(021-048-075-102-129)-0				SCALE N.T.S		
PROJECT NUMBER	LOCATION	SAZE	CLASS	SERIAL NUMBER	SHEET	REVISION
5614	R	A4	P		49 of 84	1



GENERAL NOTE:

REFRENS DRAWING

SPECIFICATION FOR LV SWITCHGEARS	5614-C-EL-SP-002-0
OVERALL SINGLE LINE DIAGRAM FOR SUBSTATION A,K,G,L,X	5614-...-EL-SL-002-R-0
DATA SHEET FOR LV SWITCHGEARS	5414-C-EL-DS-002-0
ELECTRICAL SIGNAL LIST	5614-D-EL-LS-001

SYMBOLS AND LEGENDS

04						
03						
02						
01						
REV	DATE	DESCRIPTION	DRAWN	PRE'D	CHK'D	APP'D

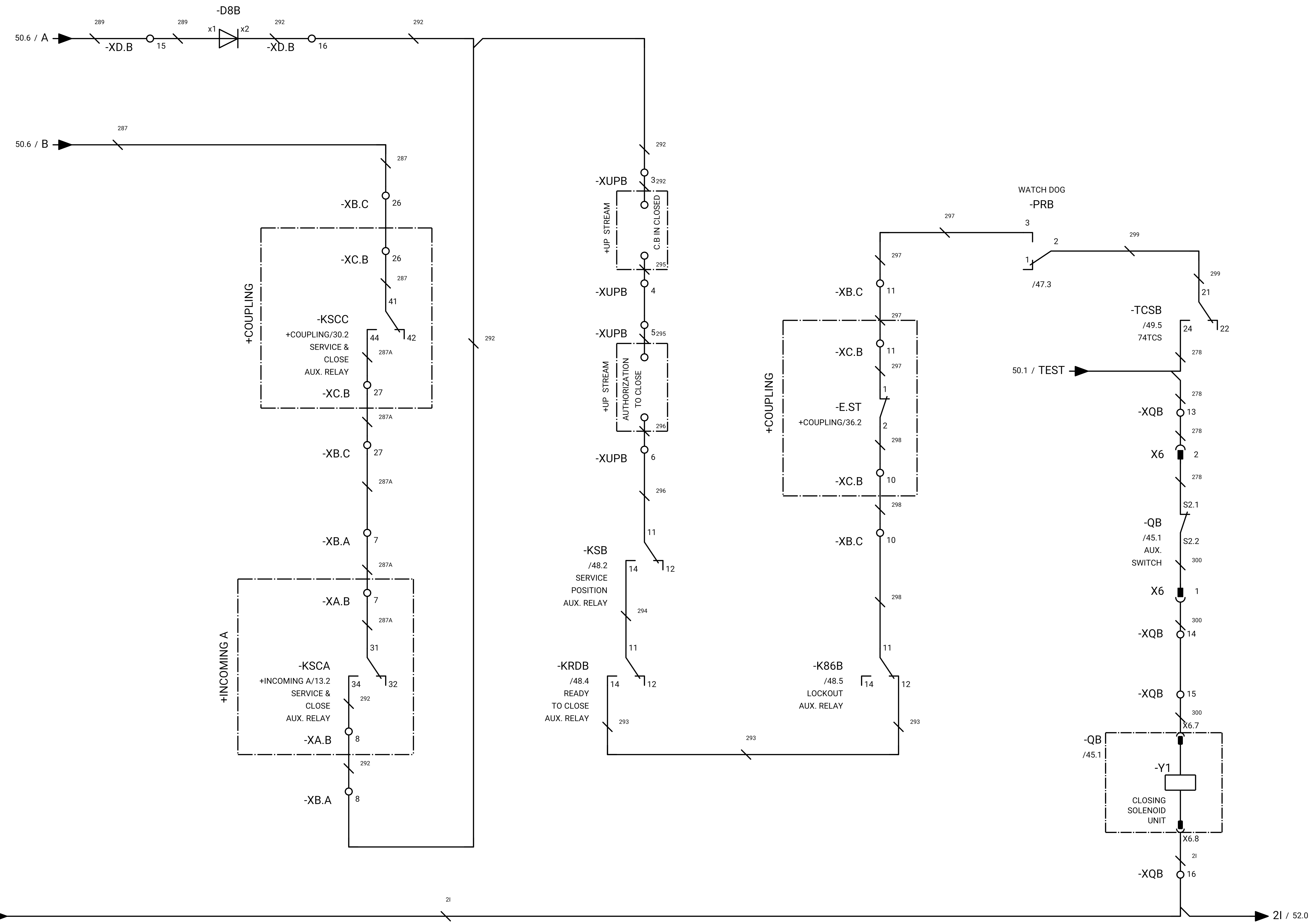
CLIENT :

EPC CONTRACTOR :

PROJECT TITLE :
NEW SUBSTATION

DWG TITLE :
TYPICAL SCHEMATIC FOR 400V SUBSTATION A,K,G,L,X

VENDOR DRAWING NO: 5614-VD-001(021-048-075-102-129)-0			SCALE N.T.S			
PROJECT NUMBER	LOCATION	SAZE	CLASS	SERIAL NUMBER	SHEET	REVISION
5614	R	A4	P		50 of 84	1



GENERAL NOTE:

REFRENS DRAWING

SPECIFICATION FOR LV SWITCHGEARS	5614-C-EL-SP-002-0
OVERALL SINGLE LINE DIAGRAM FOR SUBSTATION A,K,L,X	5614-...-EL-SL-002-R-0
DATA SHEET FOR LV SWITCHGEARS	5414-C-EL-DS-002-0
ELECTRICAL SIGNAL LIST	5614-D-EL-LS-001

SYMBOLS AND LEGENDS

04						
03						
02						
01						
REV	DATE	DESCRIPTION	DRAWN	PRE'D	CHK'D	APP'D

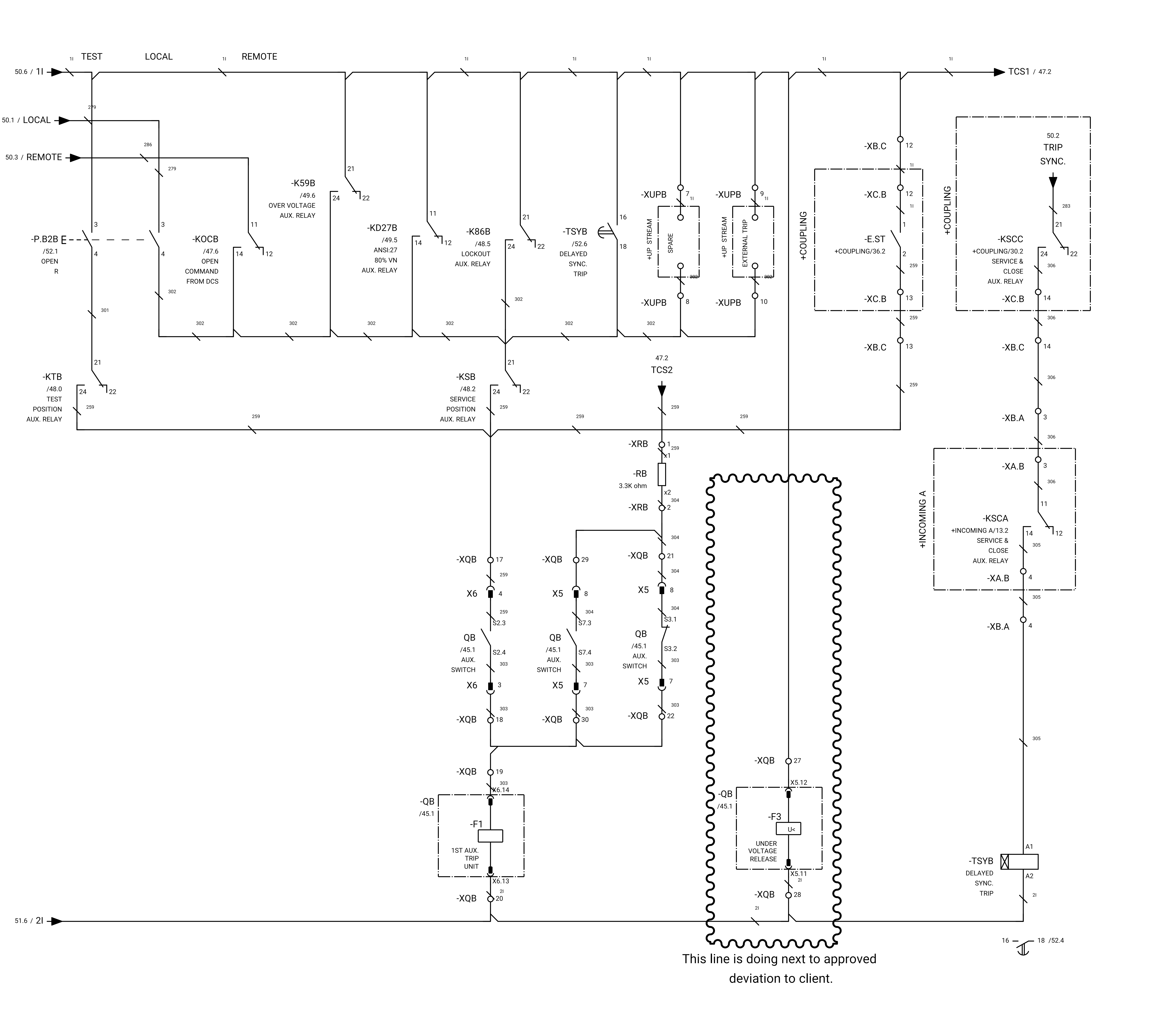
CLIENT :

EPC CONTRACTOR :

PROJECT TITLE :
NEW SUBSTATION

DWG TITLE :
TYPICAL SCHEMATIC FOR 400V SUBSTATION A,K,G,L,X

VENDOR DRAWING NO: 5614-VD-001(021-048-075-102-129)-0			SCALE N.T.S			
PROJECT NUMBER	LOCATION	SAZE	CLASS	SERIAL NUMBER	SHEET	REVISION
5614	R	A4	P		51 of 84	1



GENERAL NOTE:

REFRENS DRAWING

SPECIFICATION FOR LV SWITCHGEARS	5614-C-EL-SP-002-0
OVERALL SINGLE LINE DIAGRAM FOR SUBSTATION A,G,K,L,X	5614-...-EL-SL-002-R-0
DATA SHEET FOR LV SWITCHGEARS	5414-C-EL-DS-002-0
ELECTRICAL SIGNAL LIST	5614-D-EL-LS-001

SYMBOLS AND LEGENDS

04						
03						
02						
01						

CLIENT :

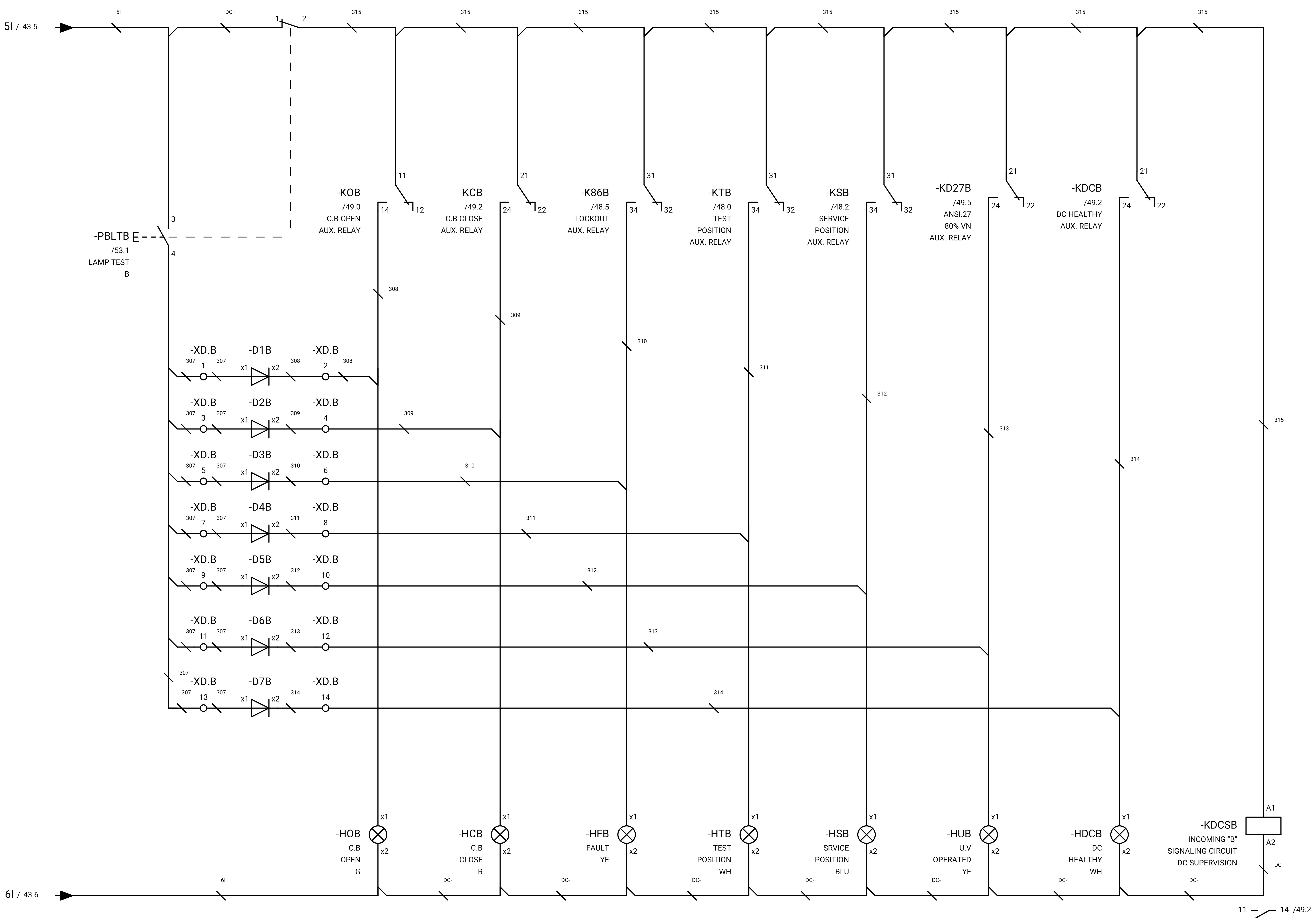
EPC CONTRACTOR :

PROJECT TITLE :
NEW SUBSTATION

DWG TITLE :
TYPICAL SCHEMATIC FOR 400V SUBSTATION A,K,G,L,X

VENDOR DRAWING NO: 5614-VD-001(021-048-075-102-129)-0				SCALE N.T.S		
PROJECT NUMBER	LOCATION	SAZE	CLASS	SERIAL NUMBER	SHEET	REVISION
5614	R	A4	P		52 of 84	1

GENERAL NOTE:



REFRENS DRAWING

SPECIFICATION FOR LV SWITCHGEARS	5614-C-EL-SP-002-0
OVERALL SINGLE LINE DIAGRAM FOR SUBSTATION A,G,K,L,X	5614-...-EL-SL-002-R-0
DATA SHEET FOR LV SWITCHGEARS	5414-C-EL-DS-002-0
ELECTRICAL SIGNAL LIST	5614-D-EL-LS-001

SYMBOLS AND LEGENDS

04						
03						
02						
01						
REV	DATE	DESCRIPTION	DRAWN	PRE'D	CHK'D	APP'D

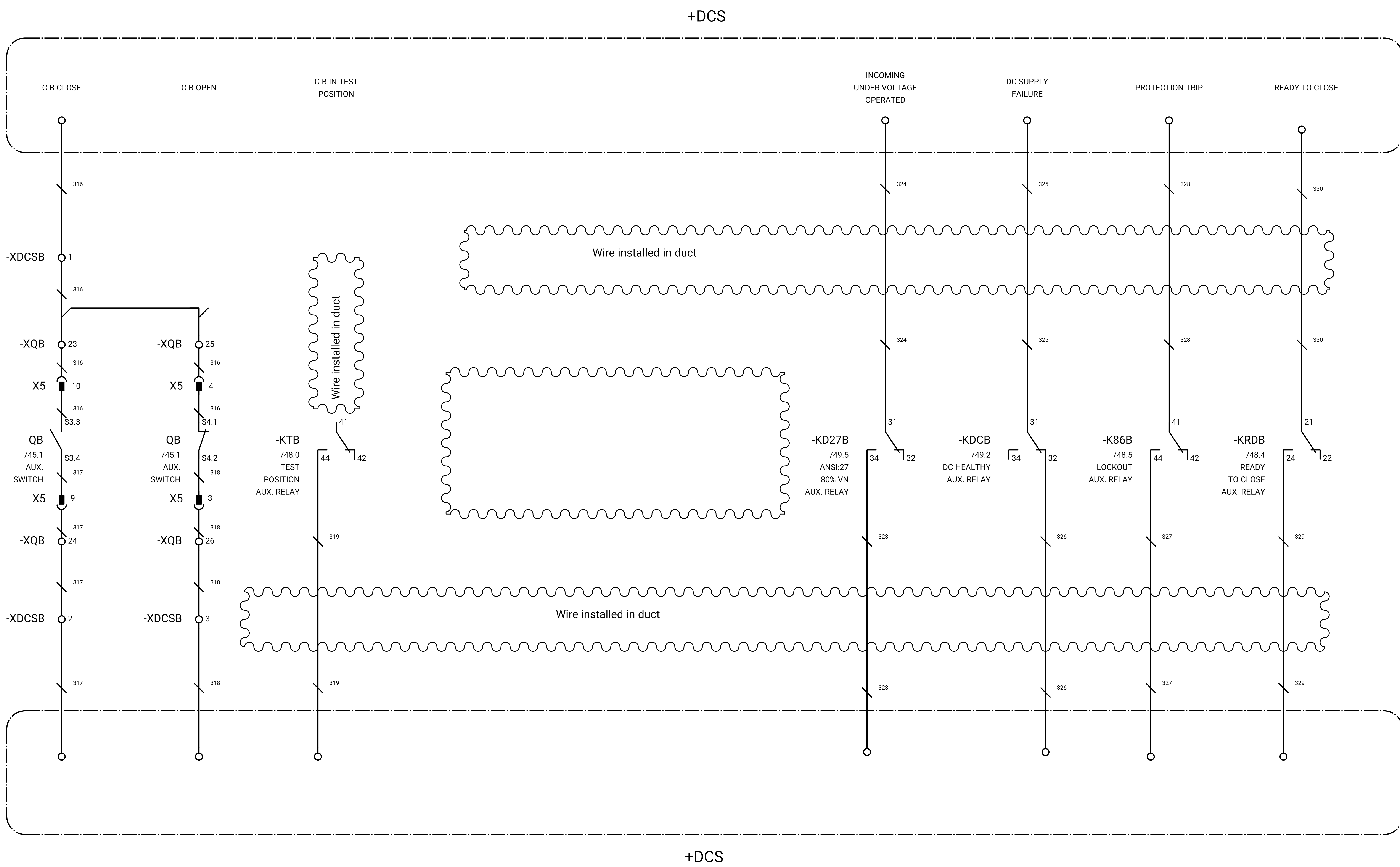
CLIENT :

EPC CONTRACTOR :

PROJECT TITLE :
NEW SUBSTATION

DWG TITLE :
TYPICAL SCHEMATIC FOR 400V SUBSTATION A,K,G,L,X

VENDOR DRAWING NO: 5614-VD-001(021-048-075-102-129)-0		SCALE N.T.S				
PROJECT NUMBER	LOCATION	SAZE	CLASS	SERIAL NUMBER	SHEET	REVISION
5614	R	A4	P		53 of 84	1



GENERAL NOTE:

REFRENSSE DRAWING	
SPECIFICATION FOR LV SWITCHGEARS	5614-C-EL-SP-002-0
OVERALL SINGLE LINE DIAGRAM FOR SUBSTATION A,K,G,L,X	5614-...-EL-SL-002-R-0
DATA SHEET FOR LV SWITCHGEARS	5414-C-EL-DS-002-0
ELECTRICAL SIGNAL LIST	5614-D-EL-LS-001

SYMBOLS AND LEGENDS

REV	DATE	DESCRIPTION	DRAWN	PRE'D	CHK'D	APP'D
04						
03						
02						
01						

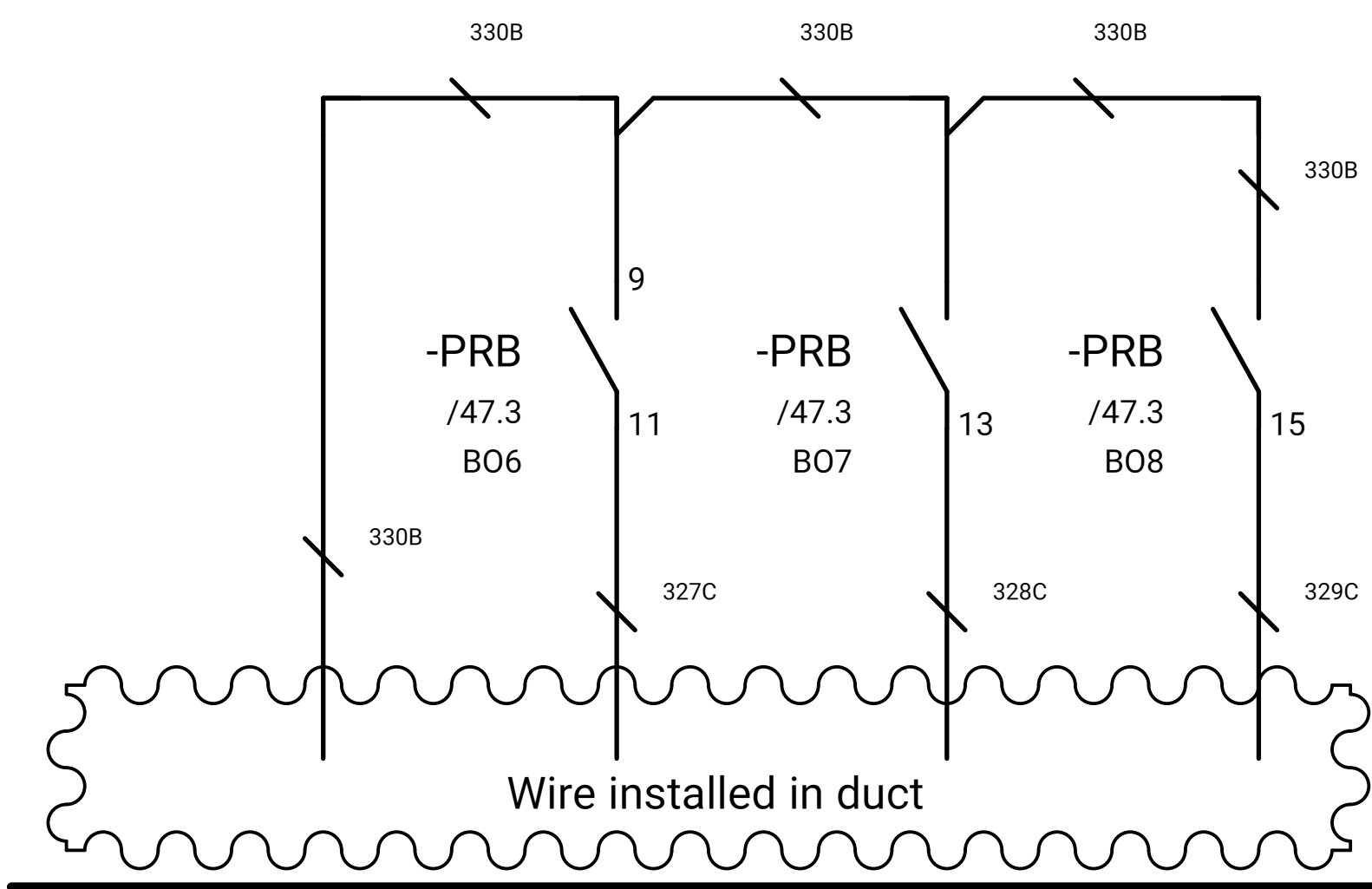
CLIENT :

EPC CONTRACTOR :

PROJECT TITLE :
NEW SUBSTATION

DWG TITLE :
TYPICAL SCHEMATIC FOR 400V SUBSTATION A,K,G,L,X

VENDOR DRAWING NO: 5614-VD-001(021-048-075-102-129)-0				SCALE N.T.S		
PROJECT NUMBER	LOCATION	SAZE	CLASS	SERIAL NUMBER	SHEET	REVISION
5614	R	A4	P		54 of 84	1



SPARE

GENERAL NOTE:

REFRENS DRAWING

SPECIFICATION FOR LV SWITCHGEARS	5614-C-EL-SP-002-0
OVERALL SINGLE LINE DIAGRAM FOR SUBSTATION A,K,G,L,X	5614-...-EL-SL-002-R-0
DATA SHEET FOR LV SWITCHGEARS	5414-C-EL-DS-002-0
ELECTRICAL SIGNAL LIST	5614-D-EL-LS-001

SYMBOLS AND LEGENDS

04						
03						
02						
01						
REV	DATE	DESCRIPTION	DRAWN	PRE'D	CHK'D	APP'D

CLIENT :

EPC CONTRACTOR :

PROJECT TITLE : NEW SUBSTATION

DWG TITLE : TYPICAL SCHEMATIC FOR 400V SUBSTATION A,K,G,L,X

VENDOR DRAWING NO: 5614-VD-001(021-048-075-102-129)-0 SCALE N.T.S

PROJECT NUMBER	LOCATION	SAZE	CLASS	SERIAL NUMBER	SHEET	REVISION
5614	R	A4	P		55 of 84	1

GENERAL NOTE:

REFRENS DRAWING

SPECIFICATION FOR LV SWITCHGEARS	5614-C-EL-SP-002-0
OVERALL SINGLE LINE DIAGRAM FOR SUBSTATION A,K,L,X	5614-...-EL-SL-002-R-0
DATA SHEET FOR LV SWITCHGEARS	5414-C-EL-DS-002-0
ELECTRICAL SIGNAL LIST	5614-D-EL-LS-001

WIRING DIAGRAM FOR OUTGOING MCCB (MCCB+E.F)

SYMBOLS AND LEGENDS

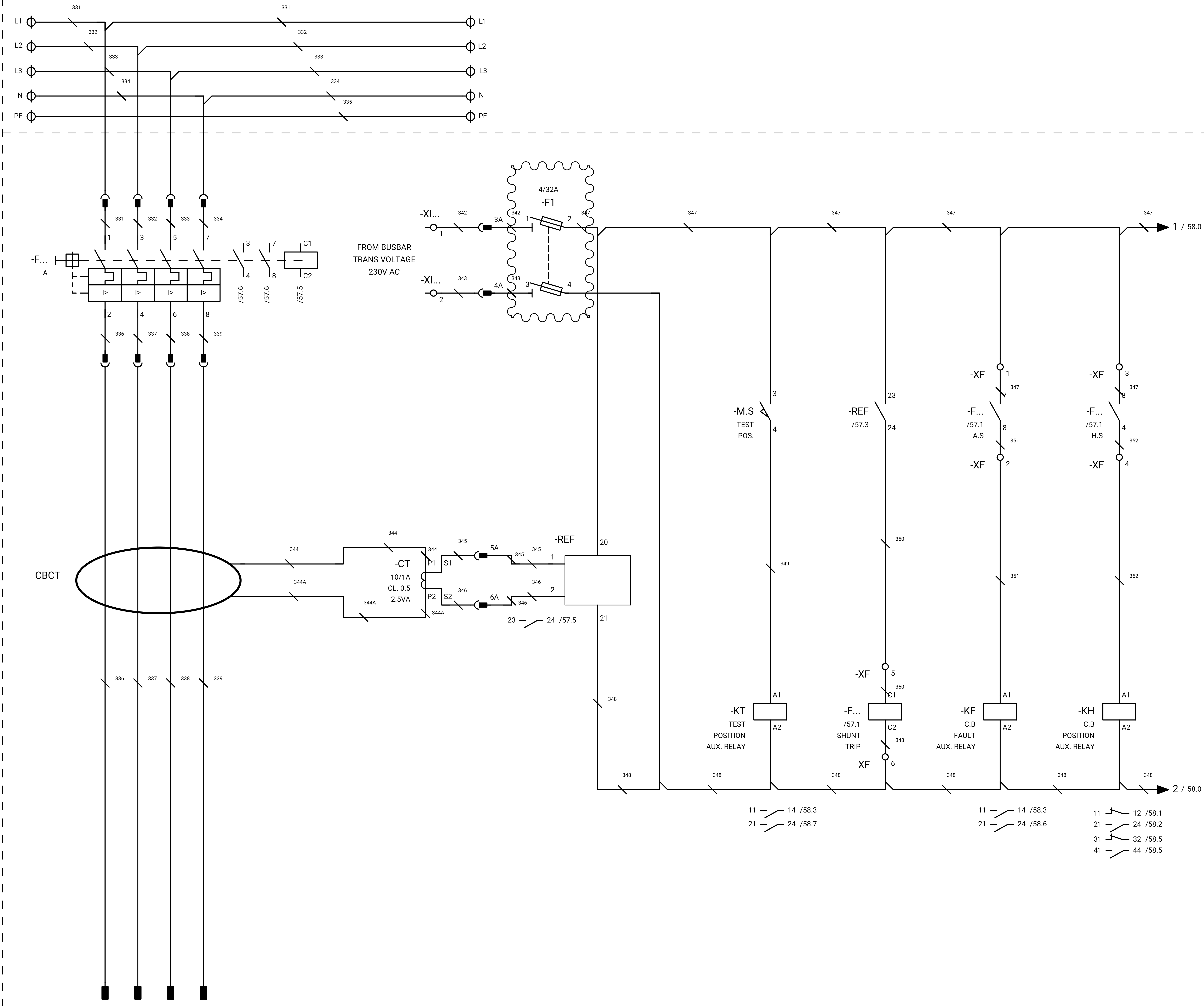
04						
03						
02						
01						
REV	DATE	DESCRIPTION	DRAWN	PRE'D	CHK'D	APP'D

CLIENT :

EPC CONTRACTOR :

PROJECT TITLE :
NEW SUBSTATIONDWG TITLE :
TYPICAL SCHEMATIC FOR 400V SUBSTATION A,K,G,L,X

VENDOR DRAWING NO: 5614-VD-001(021-048-075-102-129)-0				SCALE N.T.S		
PROJECT NUMBER	LOCATION	SAZE	CLASS	SERIAL NUMBER	SHEET	REVISION
5614	R	A4	P		56 of 84	1



SWITCHGEAR

GENERAL NOTE:

REFRENSE DRAWING

SPECIFICATION FOR LV SWITCHGEARS	5614-C-EL-SP-002-0
OVERALL SINGLE LINE DIAGRAM FOR SUBSTATION A,K,L,X	5614-...-EL-SL-002-R-0
DATA SHEET FOR LV SWITCHGEARS	5414-C-EL-DS-002-0
ELECTRICAL SIGNAL LIST	5614-D-EL-LS-001

SYMBOLS AND LEGENDS

04						
03						
02						
01						
REV	DATE	DESCRIPTION	DRAWN	PRE'D	CHK'D	APP'D

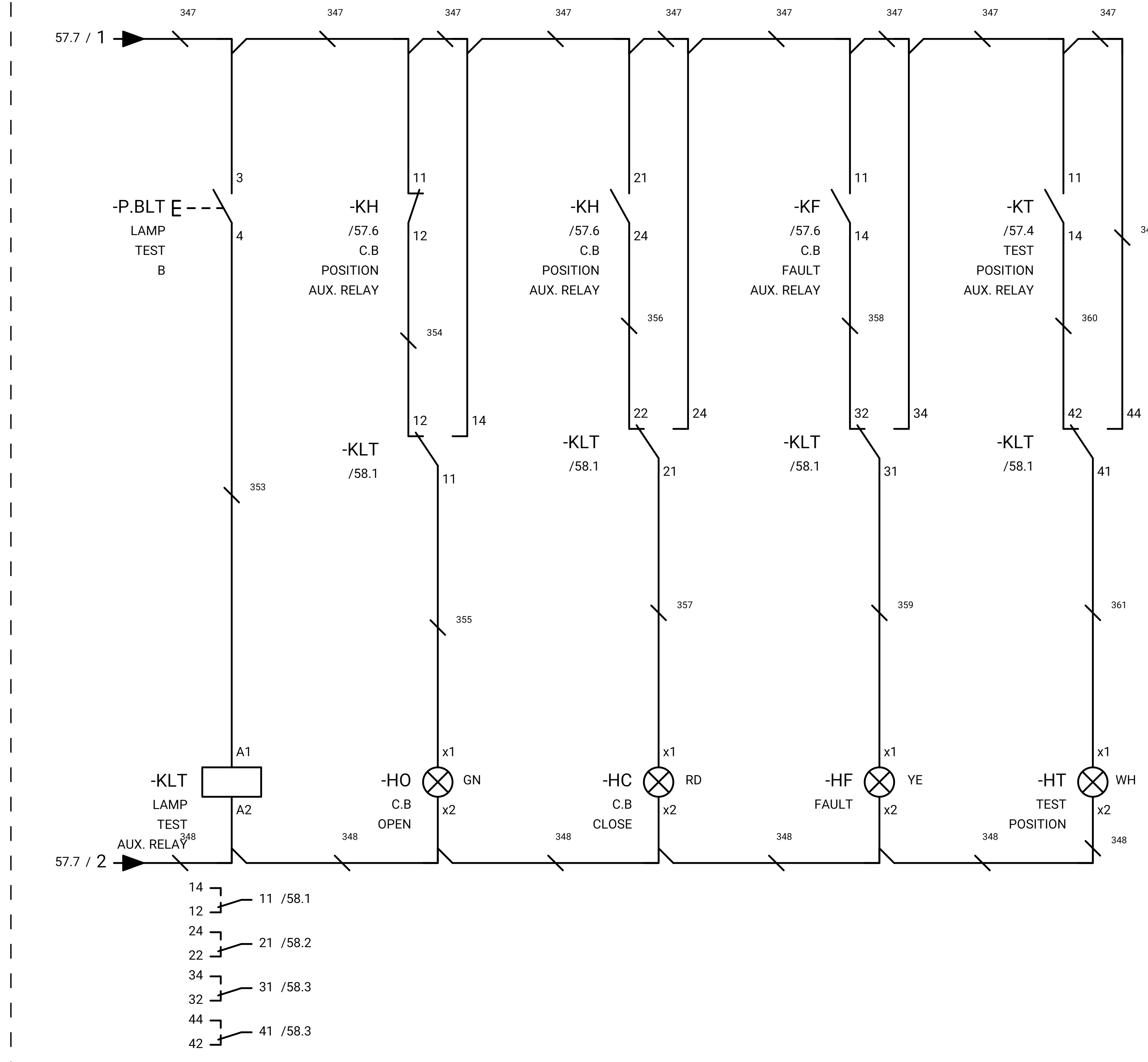
CLIENT :

EPC CONTRACTOR :

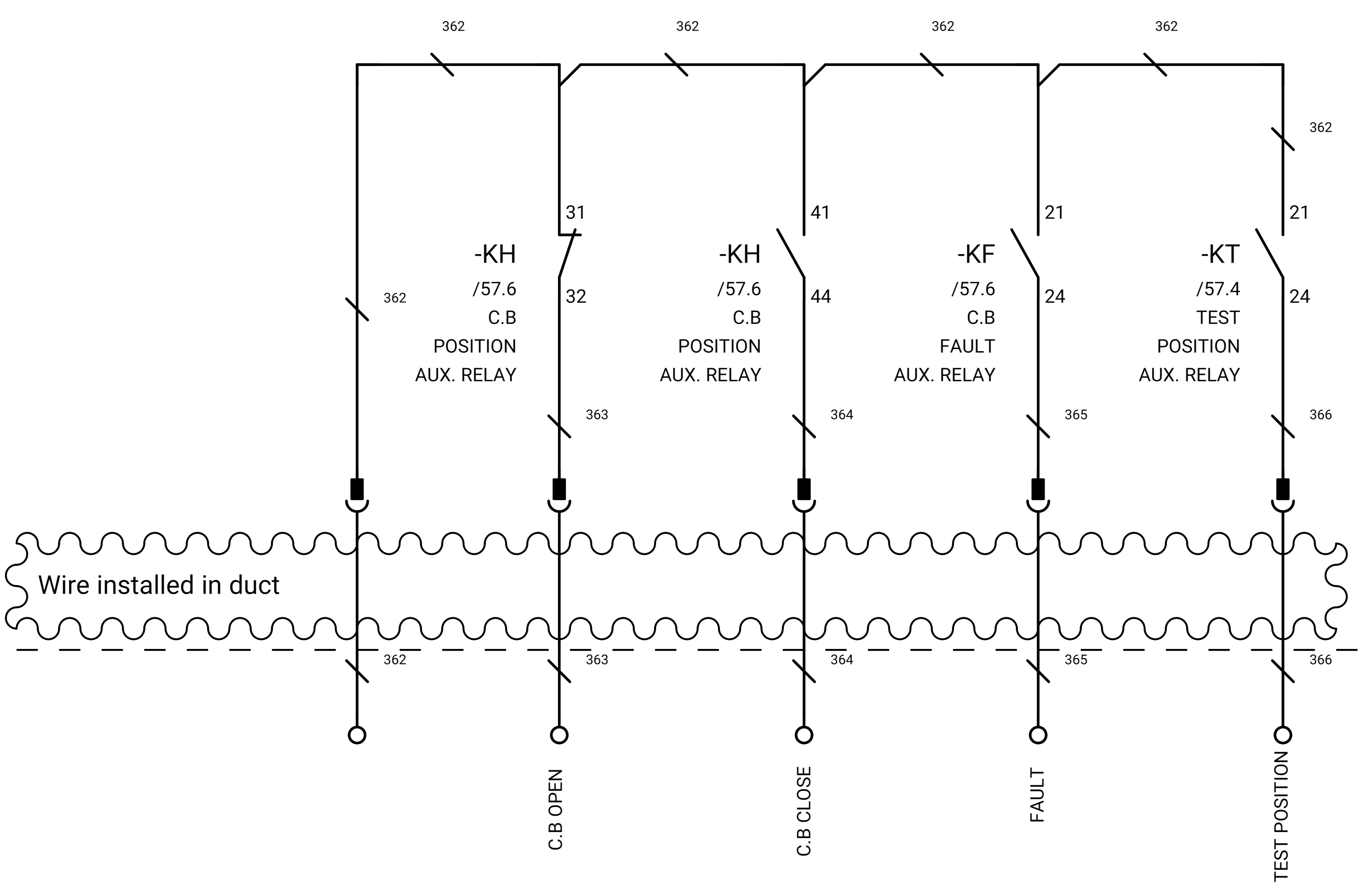
PROJECT TITLE :
NEW SUBSTATION

DWG TITLE :
TYPICAL SCHEMATIC FOR 400V SUBSTATION A,K,G,L,X

VENDOR DRAWING NO: 5614-VD-001(021-048-075-102-129)-0			SCALE N.T.S			
PROJECT NUMBER	LOCATION	SAZE	CLASS	SERIAL NUMBER	SHEET	REVISION
5614	R	A4	P		57 of 84	1



- 14 — 11 /58.1
- 12 — 21 /58.2
- 22 — 31 /58.3
- 34 — 32 /58.3
- 44 — 41 /58.3
- 42 — 42 /58.3



SWITCHGEAR

DCS

GENERAL NOTE:

REFRENS DRAWING

SPECIFICATION FOR LV SWITCHGEARS	5614-C-EL-SP-002-0
OVERALL SINGLE LINE DIAGRAM FOR SUBSTATION A,K,G,L,X	5614-...-EL-SL-002-R-0
DATA SHEET FOR LV SWITCHGEARS	5414-C-EL-DS-002-0
ELECTRICAL SIGNAL LIST	5614-D-EL-LS-001

SYMBOLS AND LEGENDS

04						
03						
02						
01						
REV	DATE	DESCRIPTION	DRAWN	PRE'D	CHK'D	APP'D

CLIENT :

EPC CONTRACTOR :

PROJECT TITLE :
NEW SUBSTATION

DWG TITLE :
TYPICAL SCHEMATIC FOR 400V SUBSTATION A,K,G,L,X

VENDOR DRAWING NO: 5614-VD-001(021-048-075-102-129)-0				SCALE N.T.S		
PROJECT NUMBER	LOCATION	SAZE	CLASS	SERIAL NUMBER	SHEET	REVISION
5614	R	A4	P		58 of 84	1

WIRING DIAGRAM FOR OUTGOING MCCB (CABLE)

GENERAL NOTE:

REFRENS DRAWING

SPECIFICATION FOR LV SWITCHGEARS	5614-C-EL-SP-002-0
OVERALL SINGLE LINE DIAGRAM FOR SUBSTATION A,K,L,X	5614-...-EL-SL-002-R-0
DATA SHEET FOR LV SWITCHGEARS	5414-C-EL-DS-002-0
ELECTRICAL SIGNAL LIST	5614-D-EL-LS-001

SYMBOLS AND LEGENDS

04						
03						
02						
01						
REV	DATE	DESCRIPTION	DRAWN	PRE'D	CHK'D	APP'D

CLIENT :

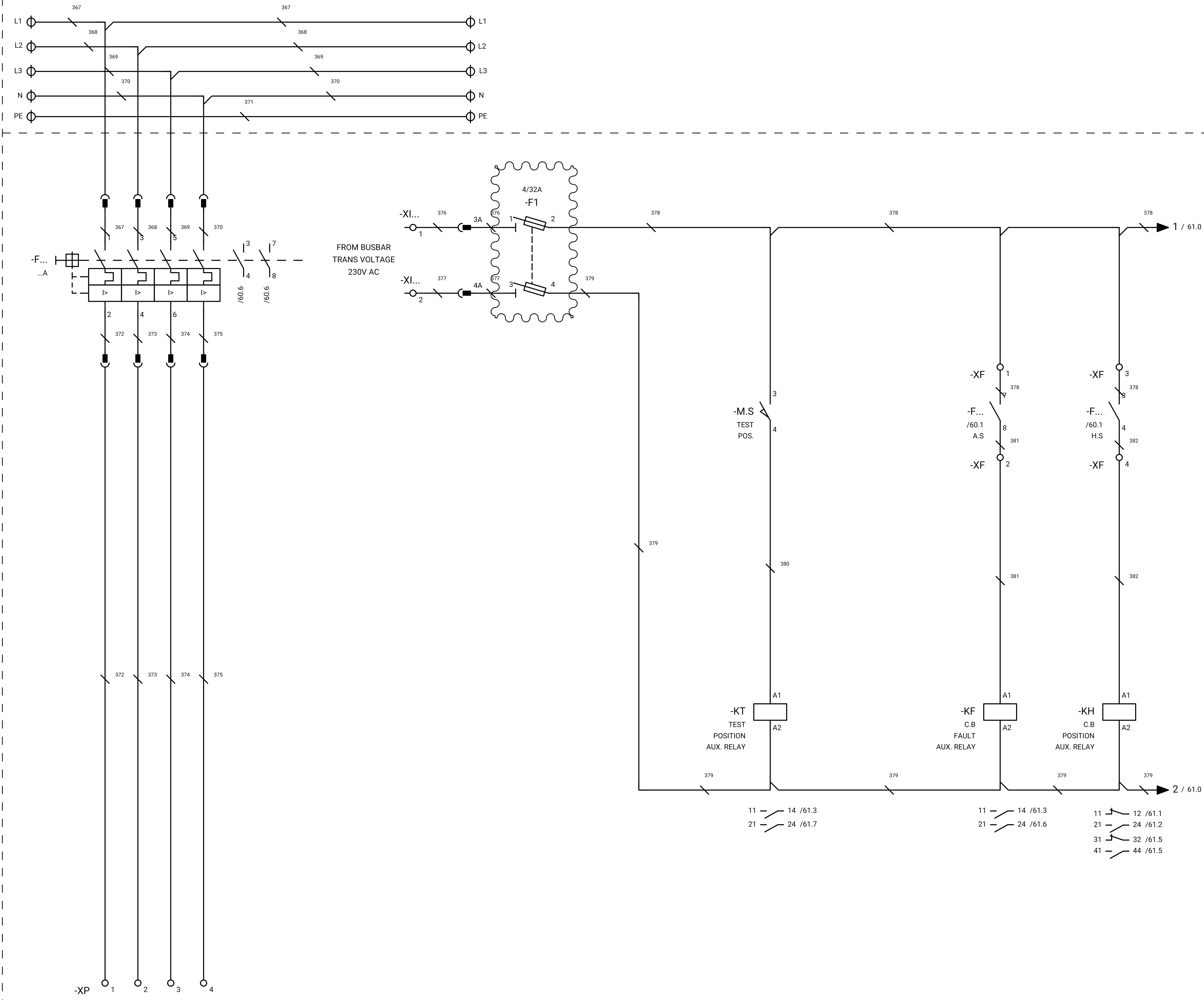
EPC CONTRACTOR :

PROJECT TITLE : NEW SUBSTATION

DWG TITLE : TYPICAL SCHEMATIC FOR 400V SUBSTATION A,K,G,L,X

VENDOR DRAWING NO: 5614-VD-001(021-048-075-102-129)-0 SCALE N.T.S

PROJECT NUMBER	LOCATION	SAZE	CLASS	SERIAL NUMBER	SHEET	REVISION
5614	R	A4	P		59 of 84	1



SWITCHGEAR

GENERAL NOTE:

REFRESE DRAWING

SPECIFICATION FOR LV SWITCHGEARS	5614-C-EL-SP-002-0
OVERALL SINGLE LINE DIAGRAM FOR SUBSTATION A,K,L,X	5614-...-EL-SL-002-R-0
DATA SHEET FOR LV SWITCHGEARS	5414-C-EL-DS-002-0
ELECTRICAL SIGNAL LIST	5614-D-EL-LS-001

SYMBOLS AND LEGENDS

04						
03						
02						
01						
REV	DATE	DESCRIPTION	DRAWN	PRE'D	CHK'D	APP'D

CLIENT :

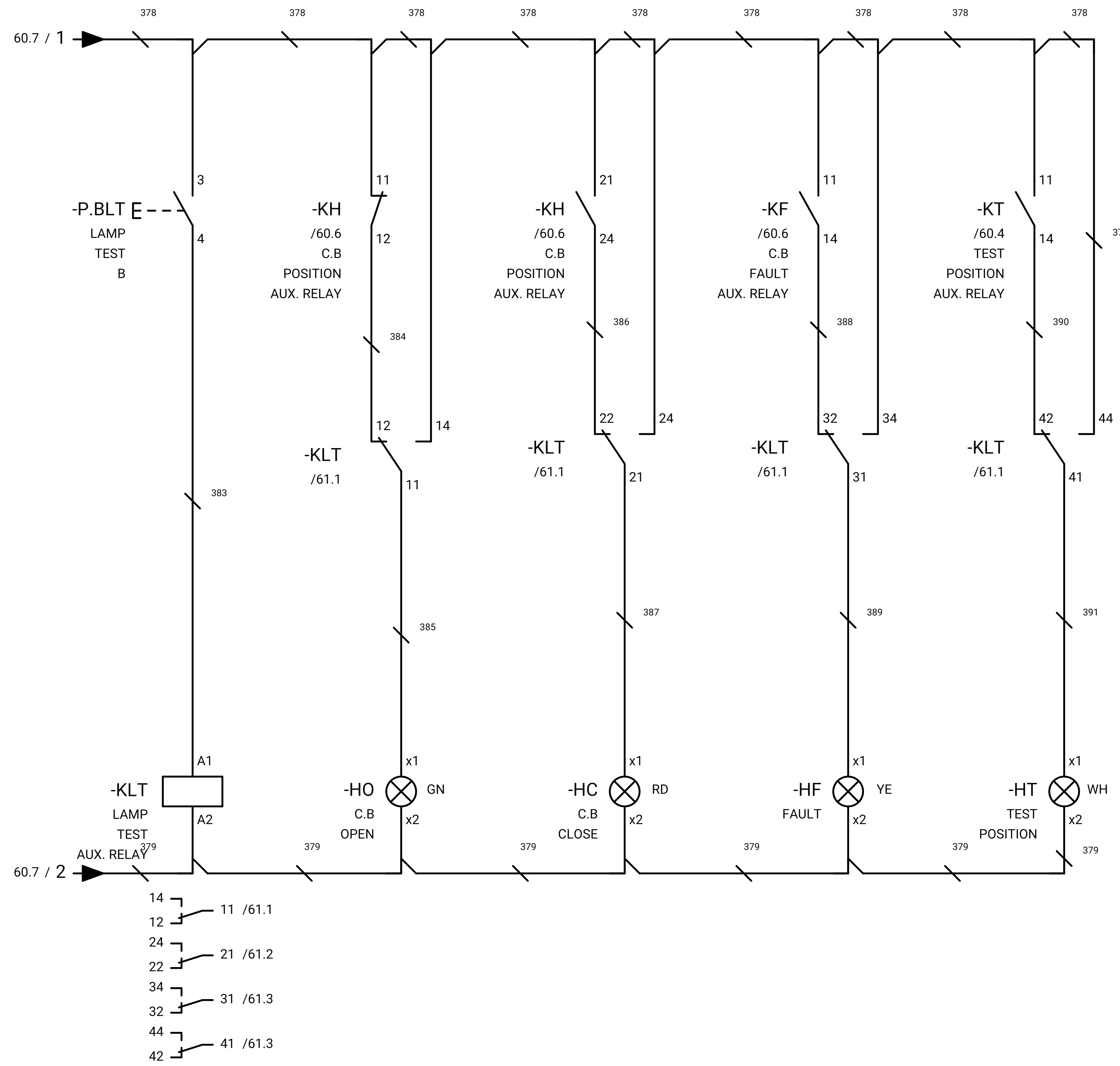
EPC CONTRACTOR :

PROJECT TITLE :
NEW SUBSTATION

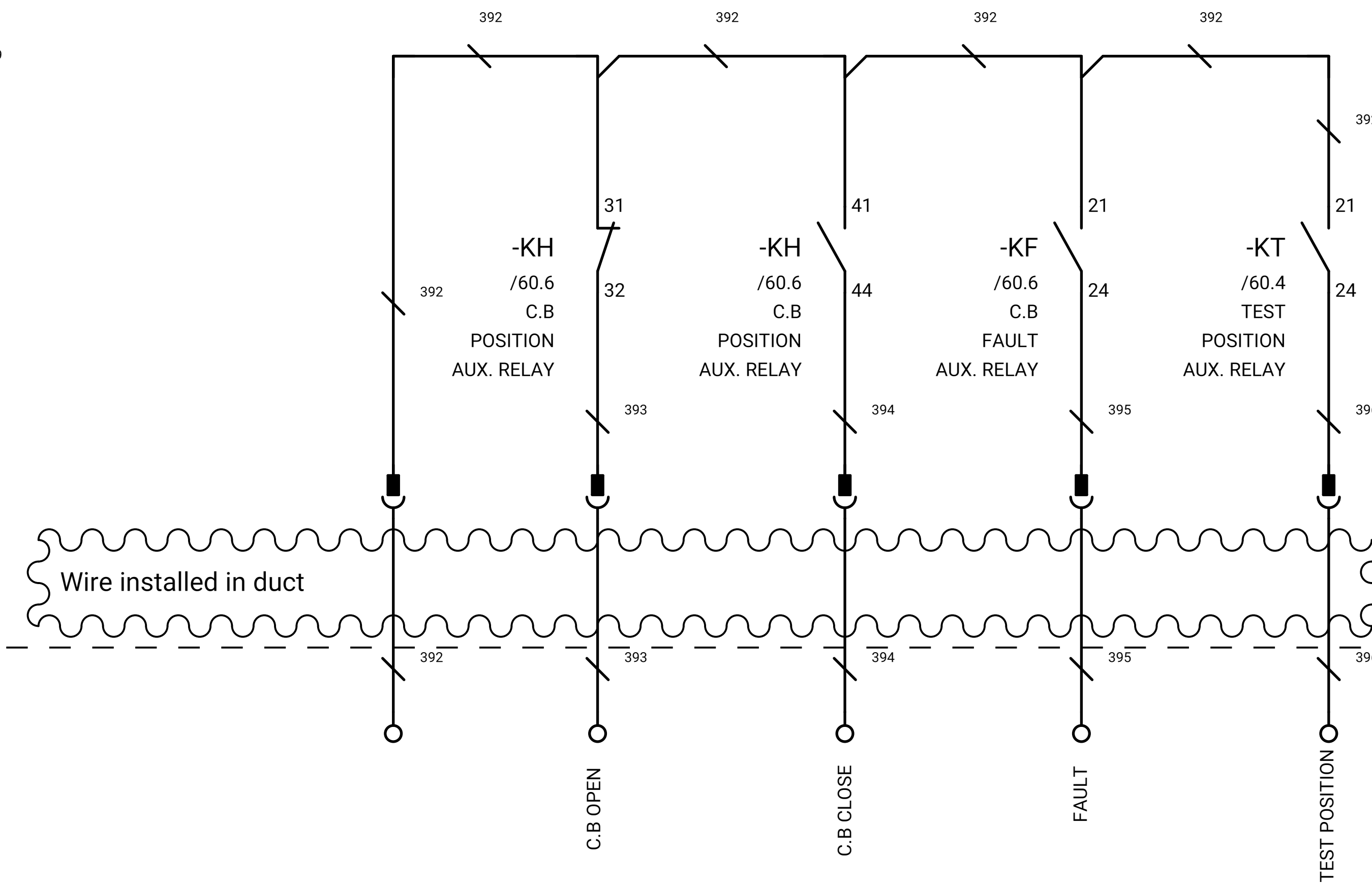
DWG TITLE :
TYPICAL SCHEMATIC FOR 400V SUBSTATION A,K,G,L,X

VENDOR DRAWING NO: 5614-VD-001(021-048-075-102-129)-0				SCALE N.T.S		
PROJECT NUMBER	LOCATION	SAZE	CLASS	SERIAL NUMBER	SHEET	REVISION
5614	R	A4	P		60 of 84	1

SWITCHGEAR



DCS



GENERAL NOTE:

REFRENS DRAWING

SPECIFICATION FOR LV SWITCHGEARS	5614-C-EL-SP-002-0
OVERALL SINGLE LINE DIAGRAM FOR SUBSTATION A,G,K,L,X	5614-...-EL-SL-002-R-0
DATA SHEET FOR LV SWITCHGEARS	5414-C-EL-DS-002-0
ELECTRICAL SIGNAL LIST	5614-D-EL-LS-001

SYMBOLS AND LEGENDS

04						
03						
02						
01						
REV	DATE	DESCRIPTION	DRAWN	PRE'D	CHK'D	APP'D

CLIENT :

EPC CONTRACTOR :

PROJECT TITLE :
NEW SUBSTATION

DWG TITLE :
TYPICAL SCHEMATIC FOR 400V SUBSTATION A,K,G,L,X

VENDOR DRAWING NO: 5614-VD-001(021-048-075-102-129)-0				SCALE N.T.S		
PROJECT NUMBER	LOCATION	SAZE	CLASS	SERIAL NUMBER	SHEET	REVISION
5614	R	A4	P		61 of 84	1

GENERAL NOTE:

REFRENS DRAWING

SPECIFICATION FOR LV SWITCHGEARS	5614-C-EL-SP-002-0
OVERALL SINGLE LINE DIAGRAM FOR SUBSTATION A,G,K,L,X	5614-...-EL-SL-002-R-0
DATA SHEET FOR LV SWITCHGEARS	5414-C-EL-DS-002-0
ELECTRICAL SIGNAL LIST	5614-D-EL-LS-001

WIRING DIAGRAM FOR OUTGOING ACB (ACB+E.F)

SYMBOLS AND LEGENDS

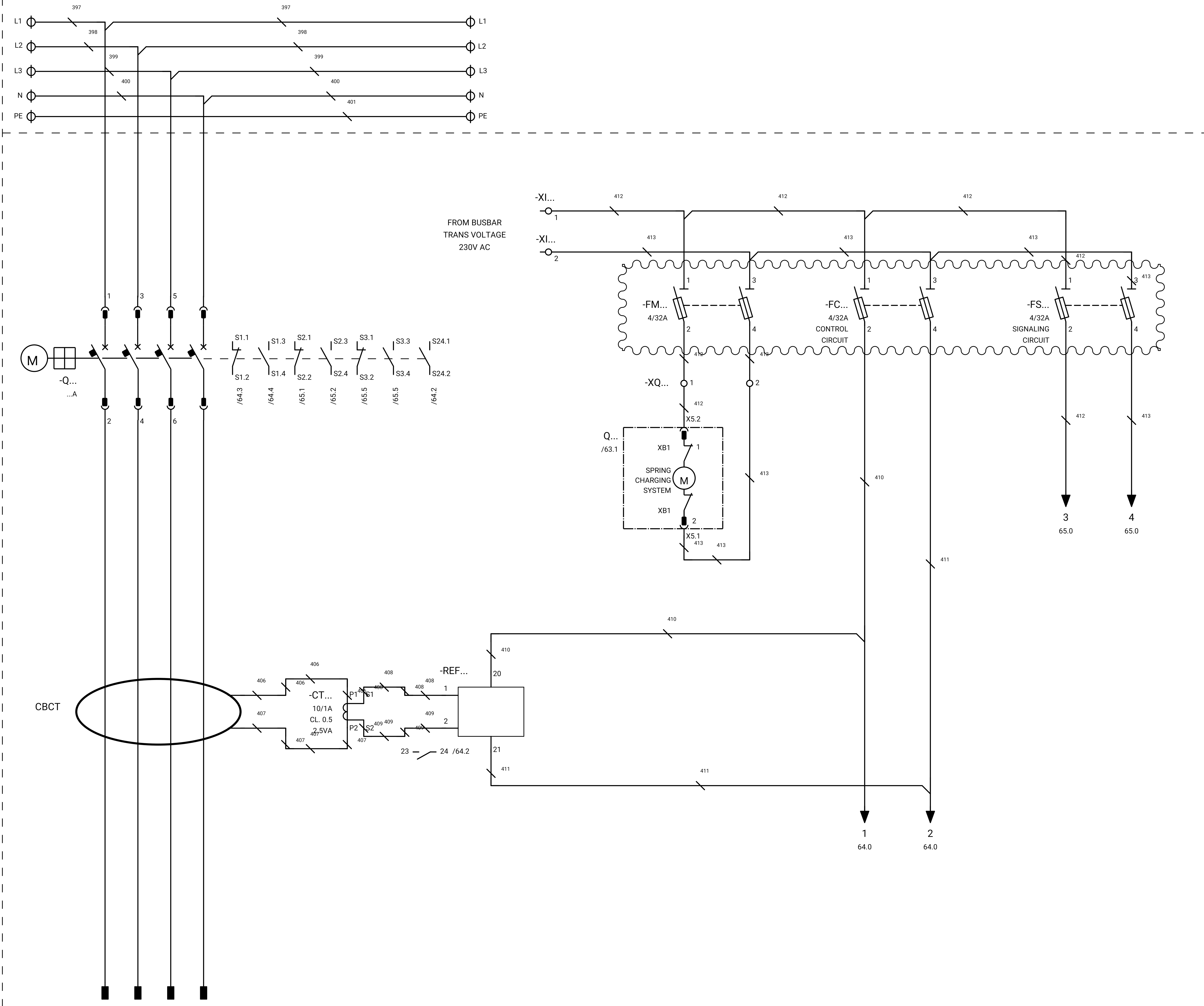
04						
03						
02						
01						
REV	DATE	DESCRIPTION	DRAWN	PRE'D	CHK'D	APP'D

CLIENT :

EPC CONTRACTOR :

PROJECT TITLE :
NEW SUBSTATIONDWG TITLE :
TYPICAL SCHEMATIC FOR 400V SUBSTATION A,K,G,L,X

VENDOR DRAWING NO: 5614-VD-001(021-048-075-102-129)-0				SCALE N.T.S		
PROJECT NUMBER	LOCATION	SAZE	CLASS	SERIAL NUMBER	SHEET	REVISION
5614	R	A4	P		62 of 84	1



SWITCHGEAR

GENERAL NOTE:

REFRENSSE DRAWING

SPECIFICATION FOR LV SWITCHGEARS	5614-C-EL-SP-002-0
OVERALL SINGLE LINE DIAGRAM FOR SUBSTATION A,G,K,L,X	5614-...-EL-SL-002-R-0
DATA SHEET FOR LV SWITCHGEARS	5414-C-EL-DS-002-0
ELECTRICAL SIGNAL LIST	5614-D-EL-LS-001

SYMBOLS AND LEGENDS

04						
03						
02						
01						
REV	DATE	DESCRIPTION	DRAWN	PRE'D	CHK'D	APP'D

CLIENT :

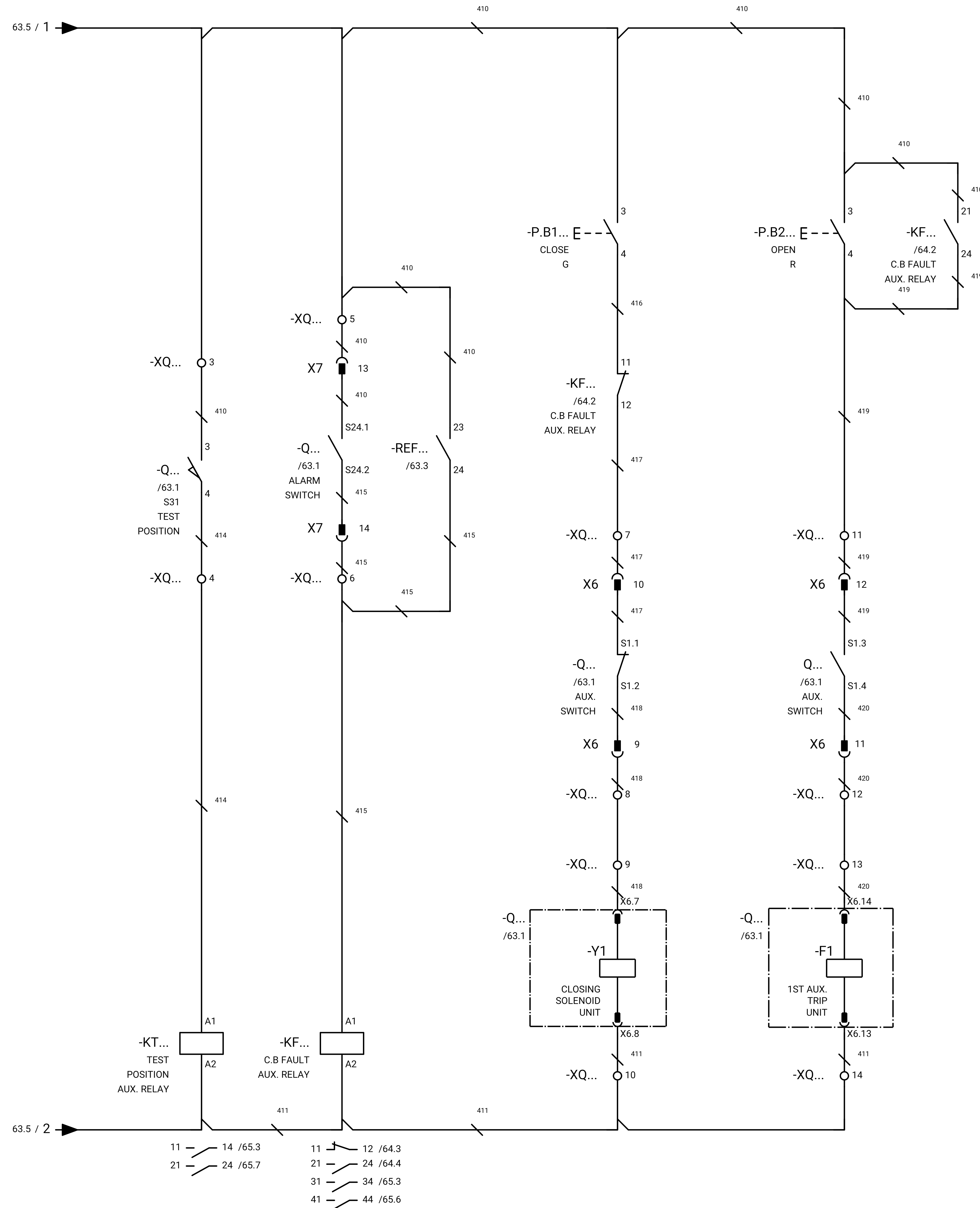
EPC CONTRACTOR :

PROJECT TITLE :
NEW SUBSTATION

DWG TITLE :
TYPICAL SCHEMATIC FOR 400V SUBSTATION A,K,G,L,X

VENDOR DRAWING NO: 5614-VD-001(021-048-075-102-129)-0				SCALE N.T.S		
PROJECT NUMBER	LOCATION	SAZE	CLASS	SERIAL NUMBER	SHEET	REVISION
5614	R	A4	P		63 of 84	1

SWITCHGEAR



GENERAL NOTE:

REFRENS DRAWING

SPECIFICATION FOR LV SWITCHGEARS	5614-C-EL-SP-002-0
OVERALL SINGLE LINE DIAGRAM FOR SUBSTATION A,K,L,X	5614-...-EL-SL-002-R-0
DATA SHEET FOR LV SWITCHGEARS	5414-C-EL-DS-002-0
ELECTRICAL SIGNAL LIST	5614-D-EL-LS-001

SYMBOLS AND LEGENDS

04						
03						
02						
01						
REV	DATE	DESCRIPTION	DRAWN	PRE'D	CHK'D	APP'D

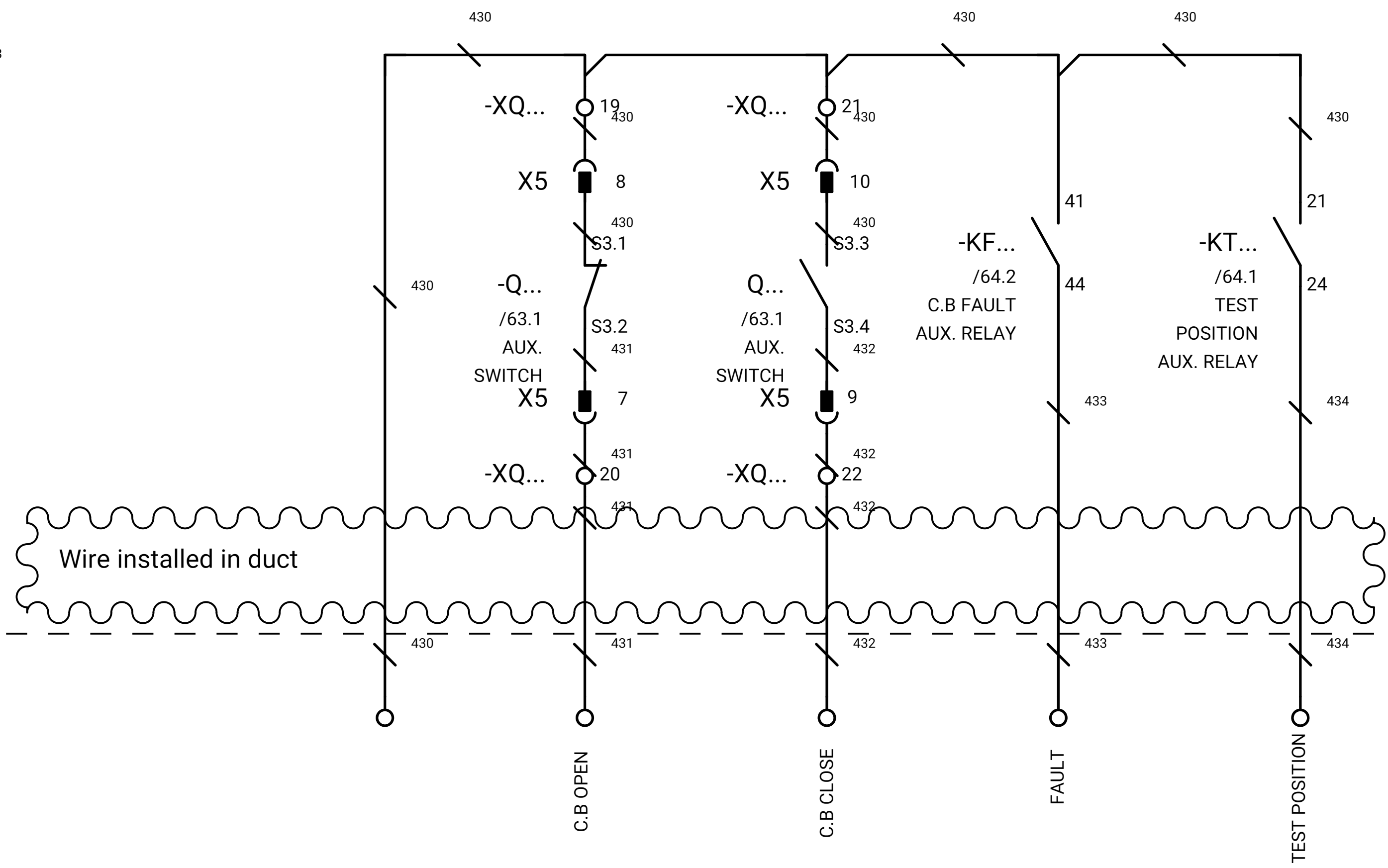
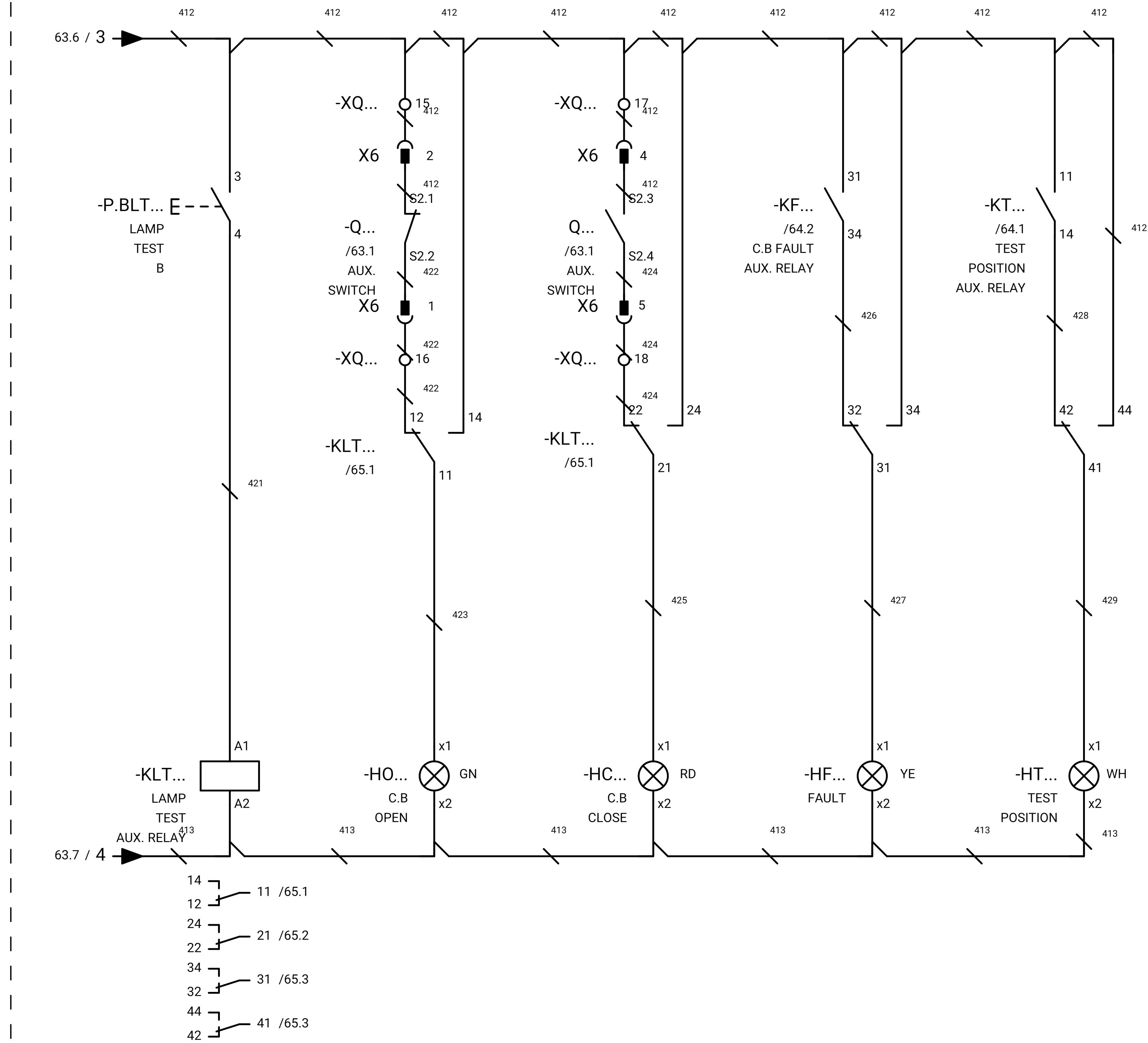
CLIENT :

EPC CONTRACTOR :

PROJECT TITLE :
NEW SUBSTATION

DWG TITLE :
TYPICAL SCHEMATIC FOR 400V SUBSTATION A,K,G,L,X

VENDOR DRAWING NO: 5614-VD-001(021-048-075-102-129)-0				SCALE N.T.S		
PROJECT NUMBER	LOCATION	SAZE	CLASS	SERIAL NUMBER	SHEET	REVISION
5614	R	A4	P		64 of 84	1



SWITCHGEAR

DCS

GENERAL NOTE:

REFRENS DRAWING

SPECIFICATION FOR LV SWITCHGEARS	5614-C-EL-SP-002-0
OVERALL SINGLE LINE DIAGRAM FOR SUBSTATION A,G,K,L,X	5614-...-EL-SL-002-R-0
DATA SHEET FOR LV SWITCHGEARS	5414-C-EL-DS-002-0
ELECTRICAL SIGNAL LIST	5614-D-EL-LS-001

SYMBOLS AND LEGENDS

04						
03						
02						
01						
REV	DATE	DESCRIPTION	DRAWN	PRE'D	CHK'D	APP'D

CLIENT :

EPC CONTRACTOR :

PROJECT TITLE :
NEW SUBSTATION

DWG TITLE :
TYPICAL SCHEMATIC FOR 400V SUBSTATION A,K,G,L,X

VENDOR DRAWING NO:		5614-VD-001(021-048-075-102-129)-0				SCALE N.T.S	
PROJECT NUMBER	LOCATION	SAZE	CLASS	SERIAL NUMBER	SHEET	REVISION	
5614	R	A4	P		65 of 84	1	

GENERAL NOTE:

REFRENS DRAWING

SPECIFICATION FOR LV SWITCHGEARS	5614-C-EL-SP-002-0
OVERALL SINGLE LINE DIAGRAM FOR SUBSTATION A,K,L,X	5614-...-EL-SL-002-R-0
DATA SHEET FOR LV SWITCHGEARS	5414-C-EL-DS-002-0
ELECTRICAL SIGNAL LIST	5614-D-EL-LS-001

SYMBOLS AND LEGENDS

04						
03						
02						
01						
REV	DATE	DESCRIPTION	DRAWN	PRE'D	CHK'D	APP'D

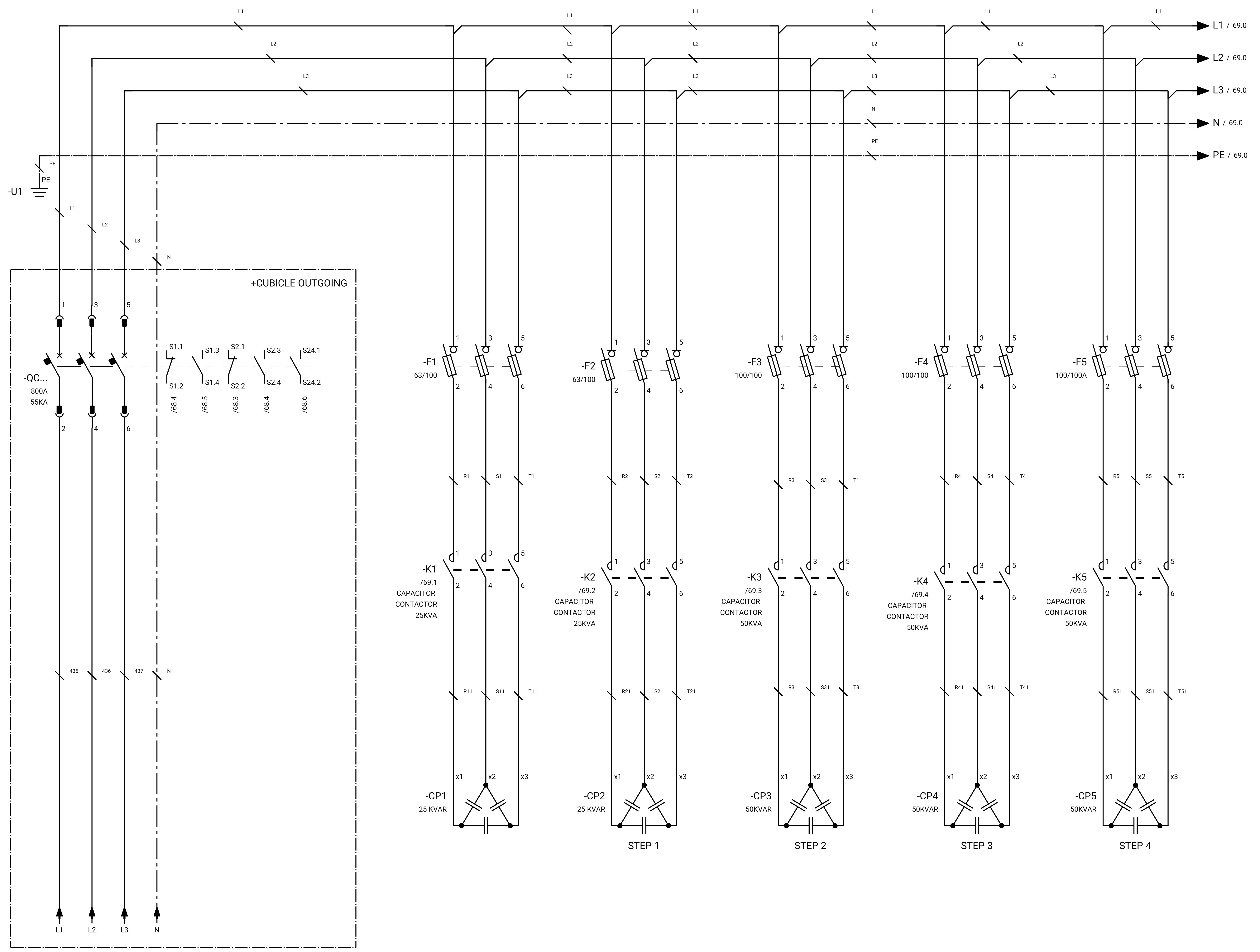
CLIENT :

EPC CONTRACTOR :

PROJECT TITLE :
NEW SUBSTATIONDWG TITLE :
TYPICAL SCHEMATIC FOR 400V SUBSTATION A,K,G,L,X

VENDOR DRAWING NO: 5614-VD-001(021-048-075-102-129)-0				SCALE N.T.S		
PROJECT NUMBER	LOCATION	SAZE	CLASS	SERIAL NUMBER	SHEET	REVISION
5614	R	A4	P		66 of 84	1

WIRING DIAGRAM FOR CAPACITOR BANK (200KVAR)



GENERAL NOTE:

REFRENS DRAWING

SPECIFICATION FOR LV SWITCHGEARS	5614-C-EL-SP-002-0
OVERALL SINGLE LINE DIAGRAM FOR SUBSTATION A,G,K,L,X	5614-...-EL-SL-002-R-0
DATA SHEET FOR LV SWITCHGEARS	5414-C-EL-DS-002-0
ELECTRICAL SIGNAL LIST	5614-D-EL-LS-001

SYMBOLS AND LEGENDS

04						
03						
02						
01						
REV	DATE	DESCRIPTION	DRAWN	PRE'D	CHK'D	APP'D

CLIENT :

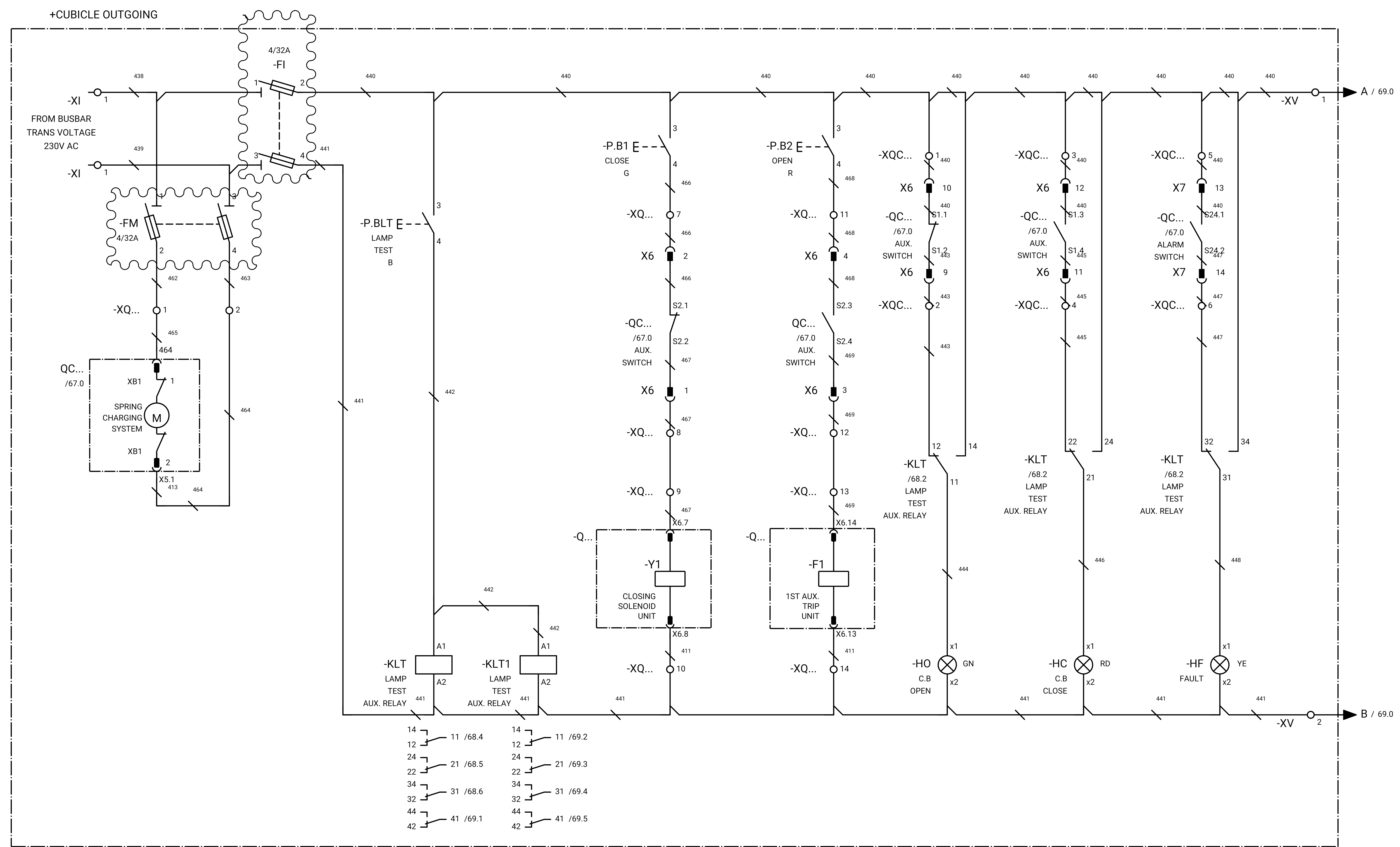
EPC CONTRACTOR :

PROJECT TITLE :
NEW SUBSTATION

DWG TITLE :
TYPICAL SCHEMATIC FOR 400V SUBSTATION A,K,G,L,X

VENDOR DRAWING NO: 5614-VD-001(021-048-075-102-129)-0			SCALE N.T.S			
PROJECT NUMBER	LOCATION	SAZE	CLASS	SERIAL NUMBER	SHEET	REVISION
5614	R	A4	P		67 of 84	1

GENERAL NOTE:



REFRENS DRAWING

SPECIFICATION FOR LV SWITCHGEARS	5614-C-EL-SP-002-0
OVERALL SINGLE LINE DIAGRAM FOR SUBSTATION A,K,L,X	5614-...-EL-SL-002-R-0
DATA SHEET FOR LV SWITCHGEARS	5414-C-EL-DS-002-0
ELECTRICAL SIGNAL LIST	5614-D-EL-LS-001

SYMBOLS AND LEGENDS

04						
03						
02						
01						
REV	DATE	DESCRIPTION	DRAWN	PRE'D	CHK'D	APP'D

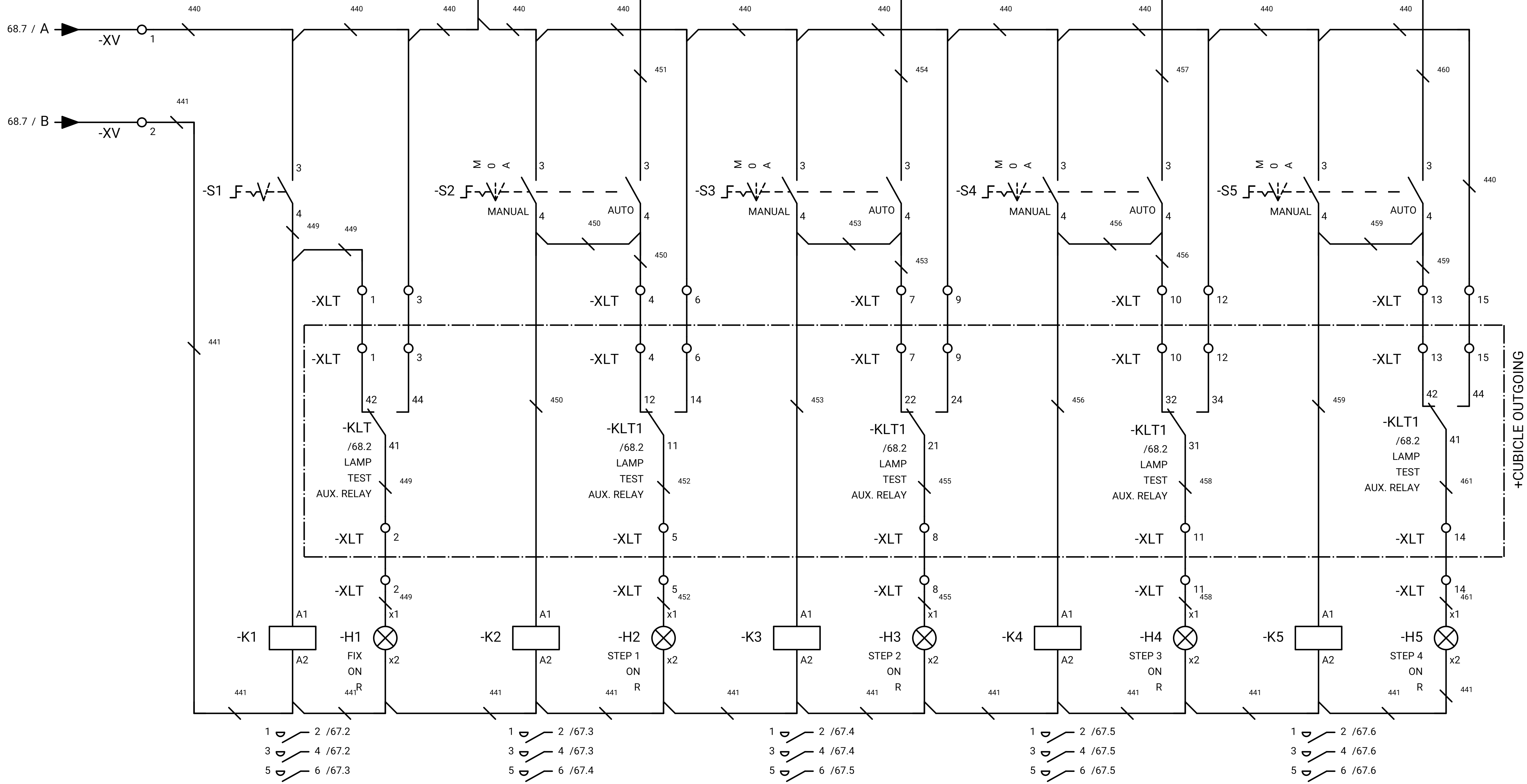
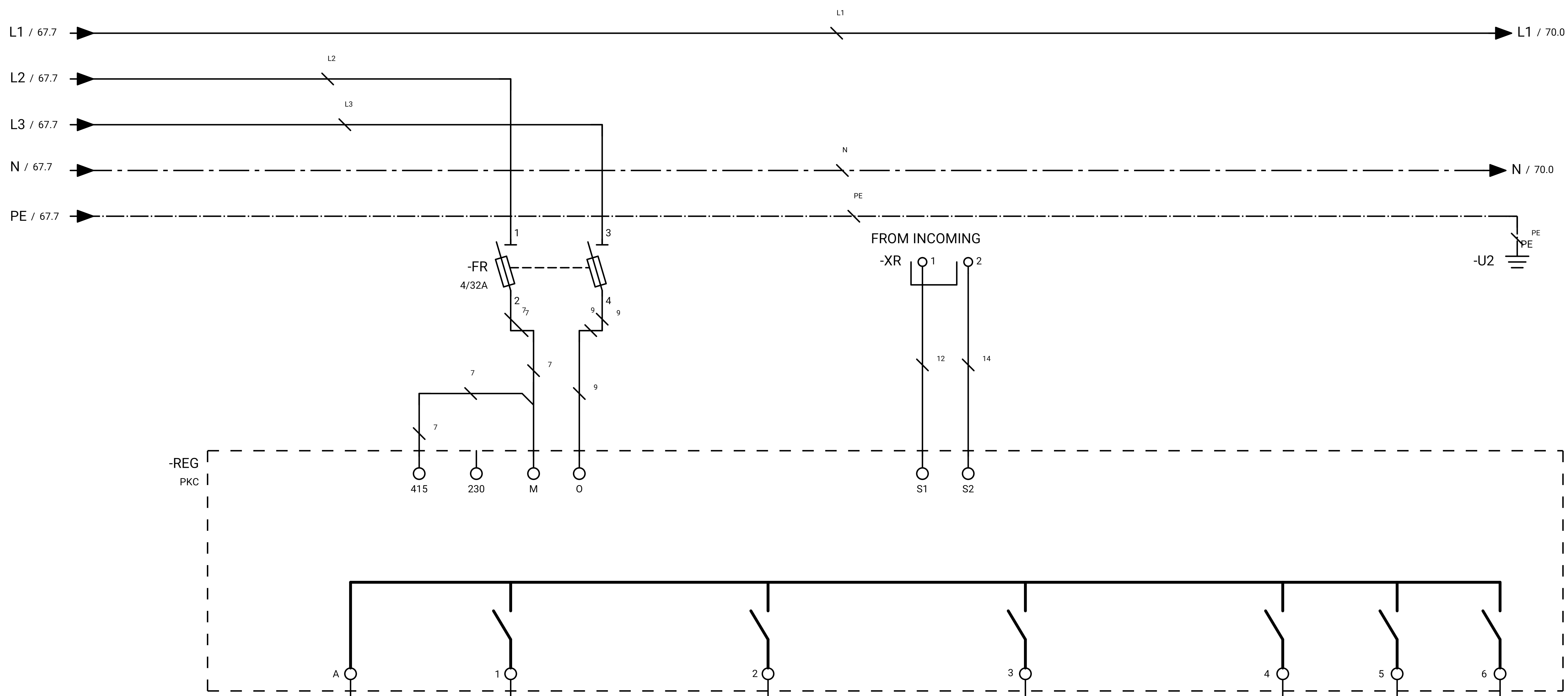
CLIENT :

EPC CONTRACTOR :

PROJECT TITLE :
NEW SUBSTATION

DWG TITLE :
TYPICAL SCHEMATIC FOR 400V SUBSTATION A,K,G,L,X

VENDOR DRAWING NO: 5614-VD-001(021-048-075-102-129)-0			SCALE N.T.S			
PROJECT NUMBER	LOCATION	SAZE	CLASS	SERIAL NUMBER	SHEET	REVISION
5614	R	A4	P		68 of 84	1



- 1 / 67.2 2 / 67.2
- 3 / 67.2 4 / 67.2
- 5 / 67.3 6 / 67.3
- 1 / 67.3 2 / 67.3
- 3 / 67.3 4 / 67.3
- 5 / 67.4 6 / 67.4
- 1 / 67.4 2 / 67.4
- 3 / 67.4 4 / 67.4
- 5 / 67.5 6 / 67.5
- 1 / 67.5 2 / 67.5
- 3 / 67.5 4 / 67.5
- 5 / 67.6 6 / 67.6
- 1 / 67.6 2 / 67.6
- 3 / 67.6 4 / 67.6
- 5 / 67.6 6 / 67.6

GENERAL NOTE:

REFRENS DRAWING

SPECIFICATION FOR LV SWITCHGEARS	5614-C-EL-SP-002-0
OVERALL SINGLE LINE DIAGRAM FOR SUBSTATION A,G,K,L,X	5614-...-EL-SL-002-R-0
DATA SHEET FOR LV SWITCHGEARS	5414-C-EL-DS-002-0
ELECTRICAL SIGNAL LIST	5614-D-EL-LS-001

SYMBOLS AND LEGENDS

04						
03						
02						
01						
REV	DATE	DESCRIPTION	DRAWN	PRE'D	CHK'D	APP'D

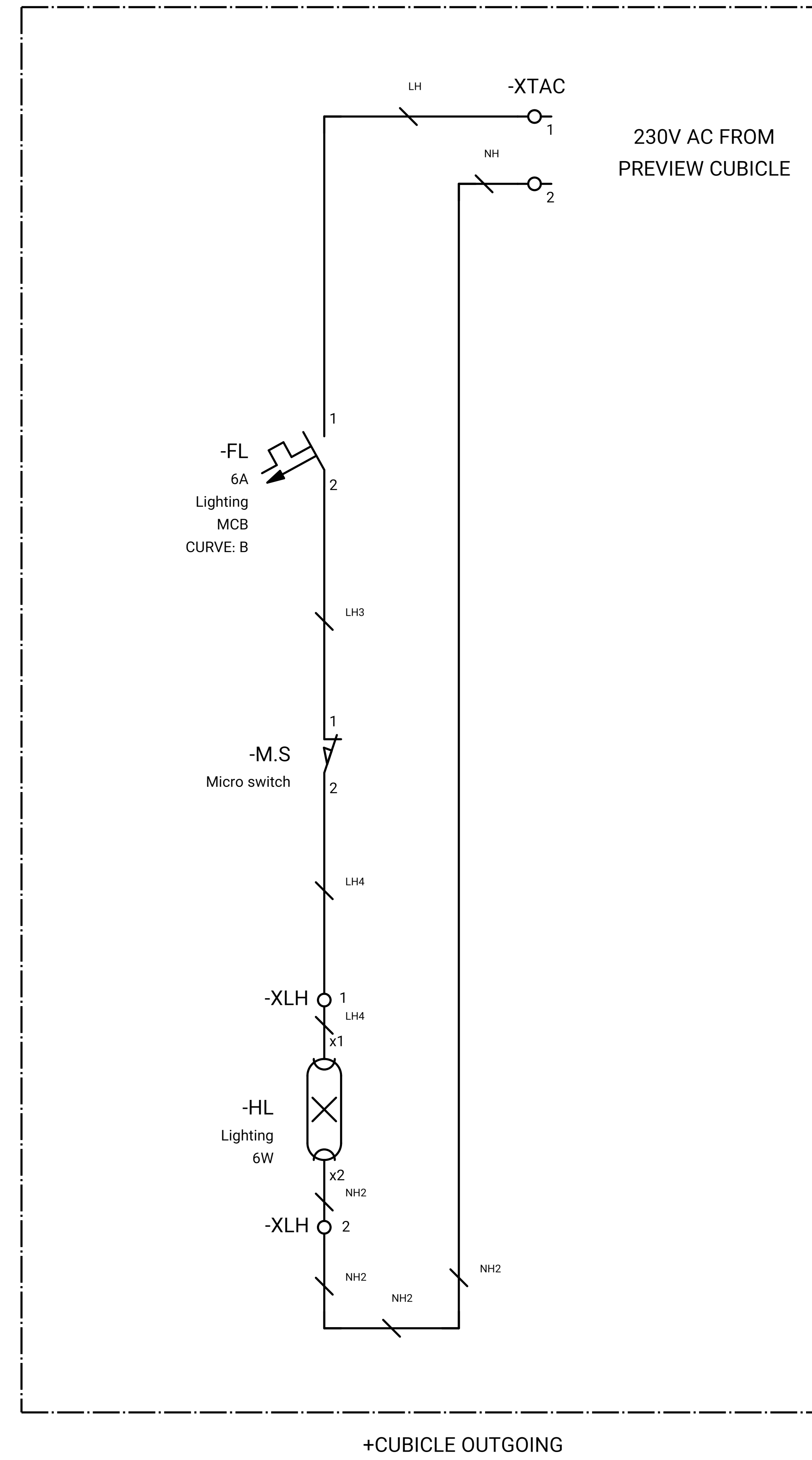
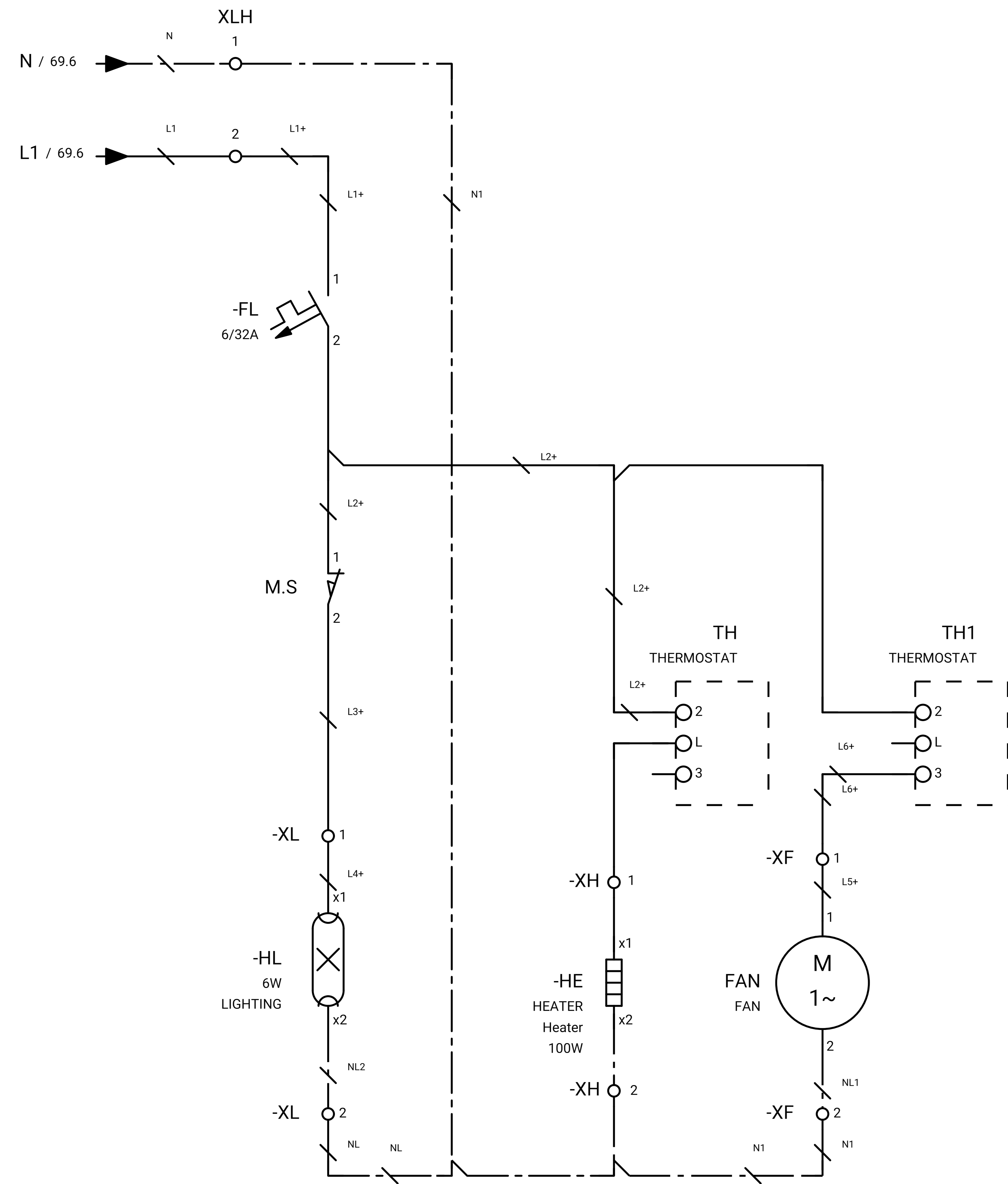
CLIENT :

EPC CONTRACTOR :

PROJECT TITLE :
NEW SUBSTATION

DWG TITLE :
TYPICAL SCHEMATIC FOR 400V SUBSTATION A,K,G,L,X

VENDOR DRAWING NO: 5614-VD-001(021-048-075-102-129)-0				SCALE N.T.S		
PROJECT NUMBER	LOCATION	SAZE	CLASS	SERIAL NUMBER	SHEET	REVISION
5614	R	A4	P		69 of 84	1



GENERAL NOTE:

REFRENS DRAWING

SPECIFICATION FOR LV SWITCHGEARS	5614-C-EL-SP-002-0
OVERALL SINGLE LINE DIAGRAM FOR SUBSTATION A,G,K,L,X	5614-...-EL-SL-002-R-0
DATA SHEET FOR LV SWITCHGEARS	5414-C-EL-DS-002-0
ELECTRICAL SIGNAL LIST	5614-D-EL-LS-001

SYMBOLS AND LEGENDS

04						
03						
02						
01						
REV	DATE	DESCRIPTION	DRAWN	PRE'D	CHK'D	APP'D

CLIENT :

EPC CONTRACTOR :

PROJECT TITLE :
NEW SUBSTATION

DWG TITLE :
TYPICAL SCHEMATIC FOR 400V SUBSTATION A,K,G,L,X

VENDOR DRAWING NO: 5614-VD-001(021-048-075-102-129)-0				SCALE N.T.S		
PROJECT NUMBER	LOCATION	SAZE	CLASS	SERIAL NUMBER	SHEET	REVISION
5614	R	A4	P		70 of 84	1

WIRING DIAGRAM FOR OUTGOING MPCB (MPCB+3RT)

GENERAL NOTE:

REFRENS DRAWING

SPECIFICATION FOR LV SWITCHGEARS	5614-C-EL-SP-002-0
OVERALL SINGLE LINE DIAGRAM FOR SUBSTATION A,G,K,L,X	5614-...-EL-SL-002-R-0
DATA SHEET FOR LV SWITCHGEARS	5414-C-EL-DS-002-0
ELECTRICAL SIGNAL LIST	5614-D-EL-LS-001

SYMBOLS AND LEGENDS

04						
03						
02						
01						
REV	DATE	DESCRIPTION	DRAWN	PRE'D	CHK'D	APP'D

CLIENT :

EPC CONTRACTOR :

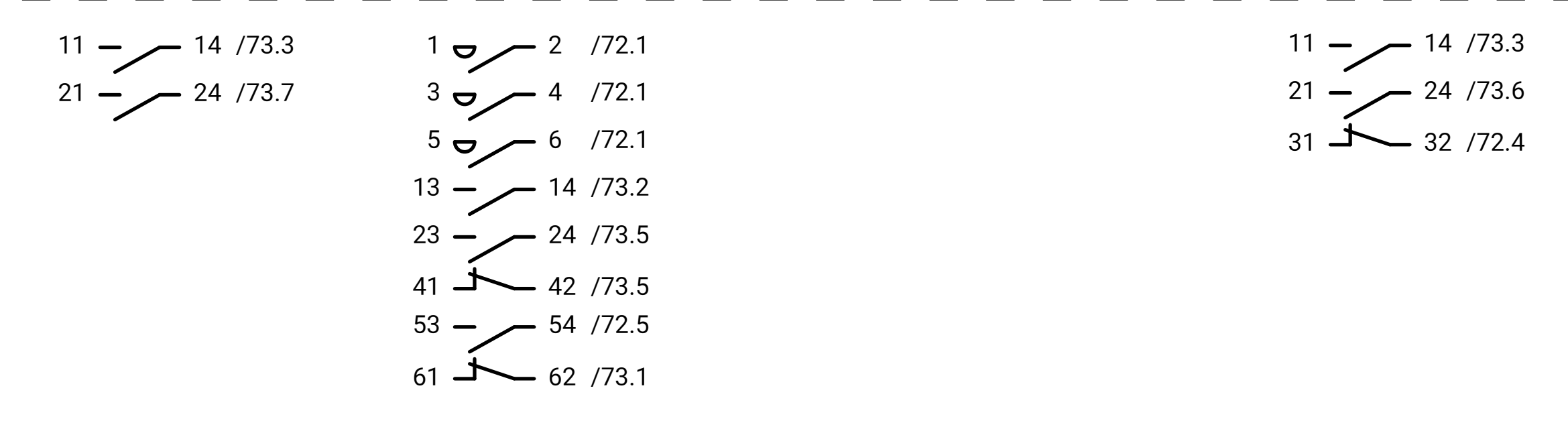
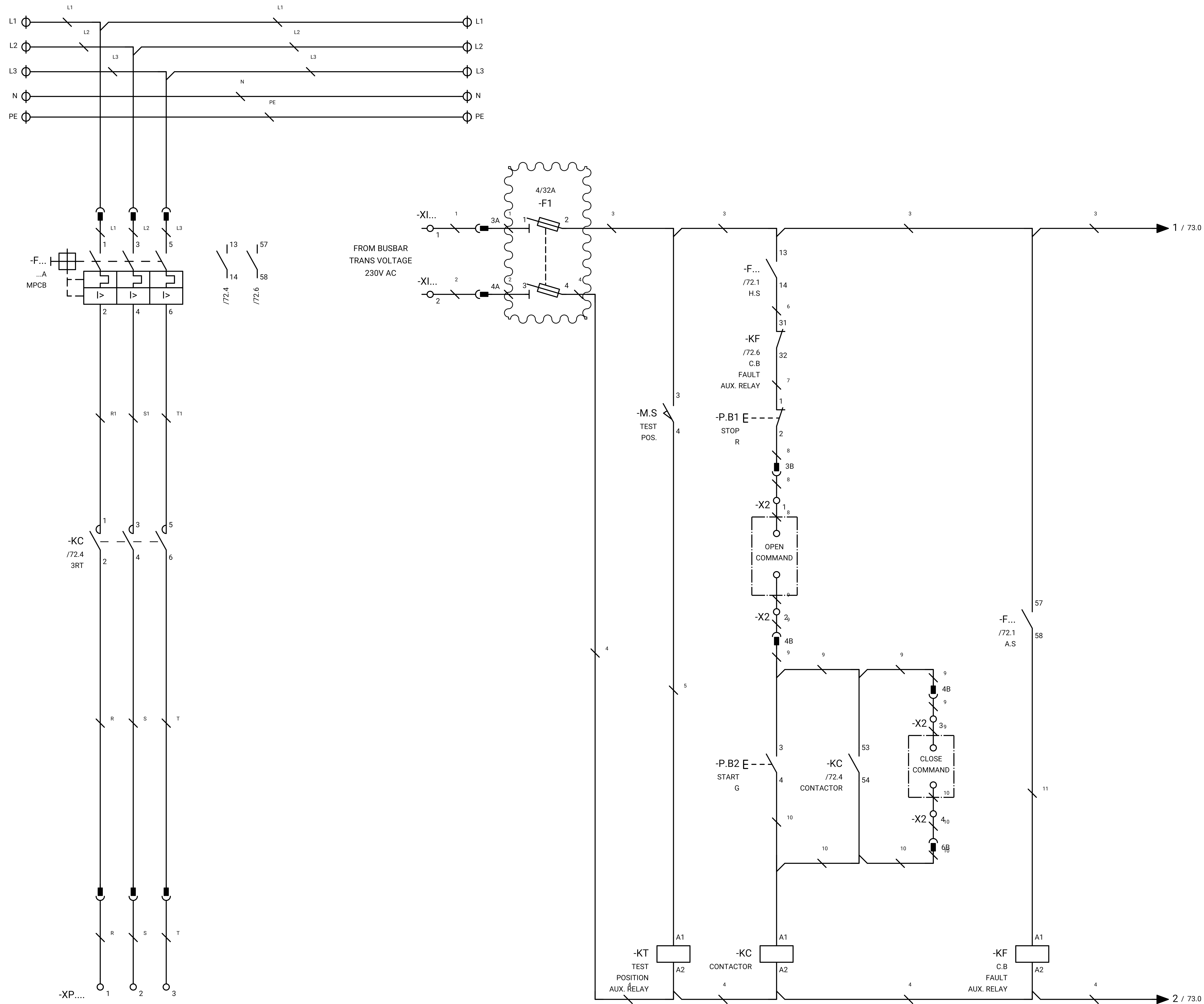
PROJECT TITLE : NEW SUBSTATION

DWG TITLE : TYPICAL SCHEMATIC FOR 400V SUBSTATION A,K,G,L,X

VENDOR DRAWING NO: 5614-VD-001(021-048-075-102-129)-0 SCALE N.T.S

PROJECT NUMBER	LOCATION	SAZE	CLASS	SERIAL NUMBER	SHEET	REVISION
5614	R	A4	P		71 of 84	1

SWITCHGEAR



GENERAL NOTE:

REFRENS DRAWING

SPECIFICATION FOR LV SWITCHGEARS	5614-C-EL-SP-002-0
OVERALL SINGLE LINE DIAGRAM FOR SUBSTATION A,G,K,L,X	5614-...-EL-SL-002-R-0
DATA SHEET FOR LV SWITCHGEARS	5414-C-EL-DS-002-0
ELECTRICAL SIGNAL LIST	5614-D-EL-LS-001

SYMBOLS AND LEGENDS

04						
03						
02						
01						
REV	DATE	DESCRIPTION	DRAWN	PRE'D	CHK'D	APP'D

CLIENT :

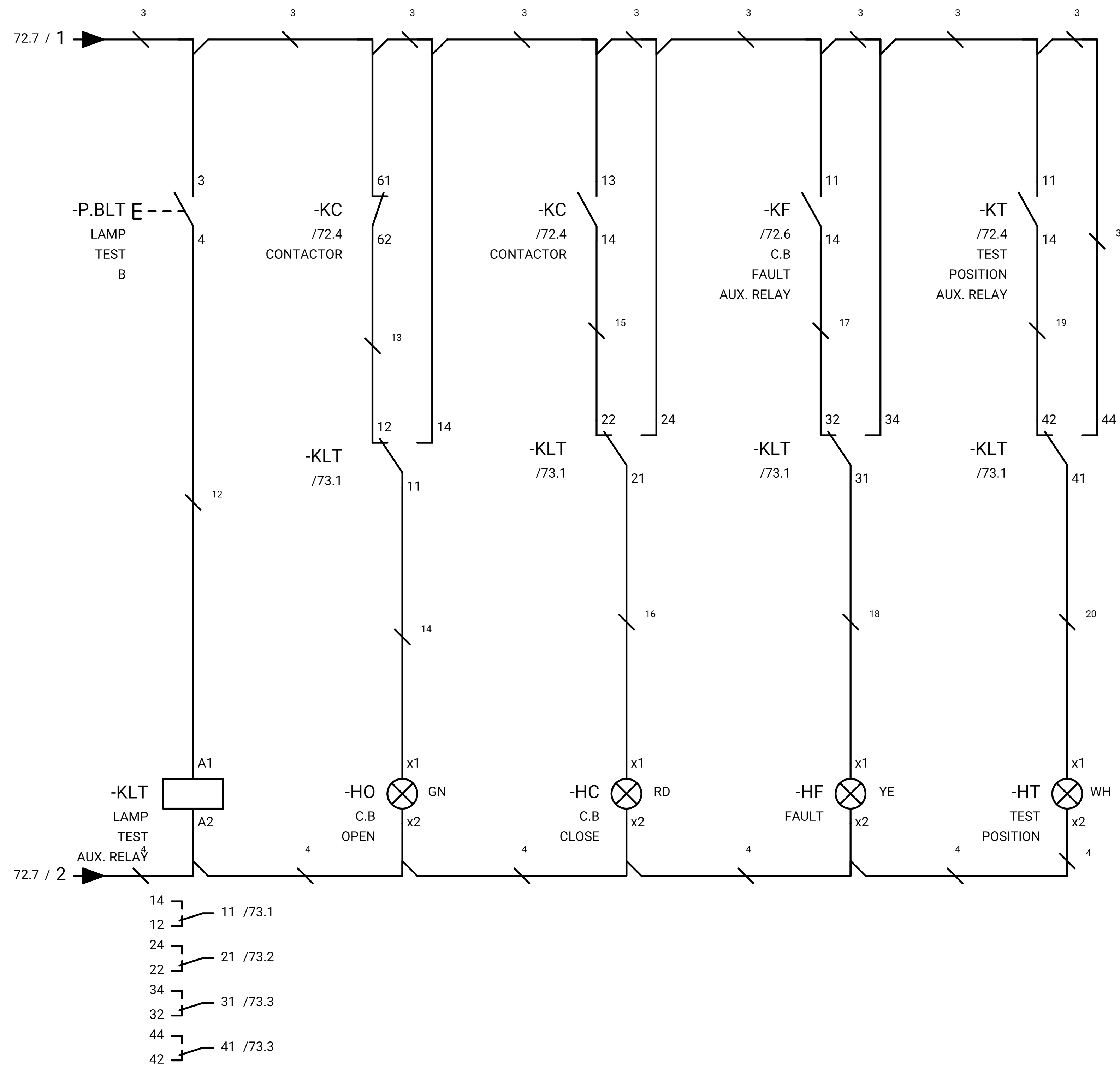
EPC CONTRACTOR :

PROJECT TITLE : NEW SUBSTATION

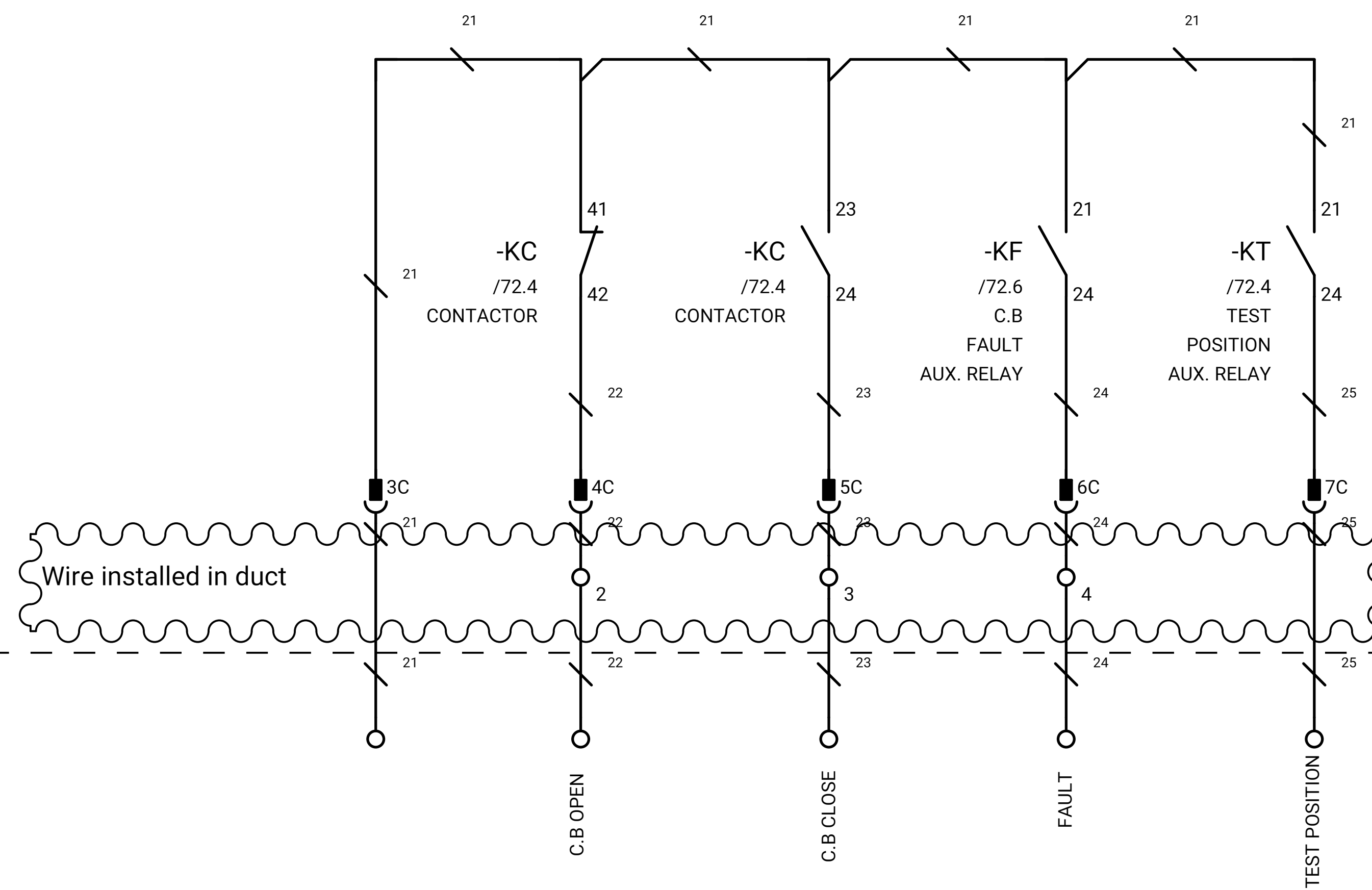
DWG TITLE : TYPICAL SCHEMATIC FOR 400V SUBSTATION A,K,G,L,X

VENDOR DRAWING NO: 5614-VD-001(021-048-075-102-129)-0				SCALE N.T.S		
PROJECT NUMBER	LOCATION	SAZE	CLASS	SERIAL NUMBER	SHEET	REVISION
5614	R	A4	P		72 of 84	1

SWITCHGEAR



DCS



GENERAL NOTE:

REFRENS DRAWING

SPECIFICATION FOR LV SWITCHGEARS	5614-C-EL-SP-002-0
OVERALL SINGLE LINE DIAGRAM FOR SUBSTATION A,G,K,L,X	5614-...-EL-SL-002-R-0
DATA SHEET FOR LV SWITCHGEARS	5414-C-EL-DS-002-0
ELECTRICAL SIGNAL LIST	5614-D-EL-LS-001

SYMBOLS AND LEGENDS

04						
03						
02						
01						

REV	DATE	DESCRIPTION	DRAWN	PRE'D	CHK'D	APP'D

CLIENT :

EPC CONTRACTOR :

PROJECT TITLE :
NEW SUBSTATION

DWG TITLE :
TYPICAL SCHEMATIC FOR 400V SUBSTATION A,K,G,L,X

VENDOR DRAWING NO: 5614-VD-001(021-048-075-102-129)-0 SCALE N.T.S

PROJECT NUMBER	LOCATION	SAZE	CLASS	SERIAL NUMBER	SHEET	REVISION
5614	R	A4	P		73 of 84	1

GENERAL NOTE:

REFRENS DRAWING

SPECIFICATION FOR LV SWITCHGEARS	5614-C-EL-SP-002-0
OVERALL SINGLE LINE DIAGRAM FOR SUBSTATION A,G,K,L,X	5614-...-EL-SL-002-R-0
DATA SHEET FOR LV SWITCHGEARS	5414-C-EL-DS-002-0
ELECTRICAL SIGNAL LIST	5614-D-EL-LS-001

WIRING DIAGRAM FOR OUTGOING MCCB (MCCB+3RT+3RU+CT+E.F)

SYMBOLS AND LEGENDS

04						
03						
02						
01						
REV	DATE	DESCRIPTION	DRAWN	PRE'D	CHK'D	APP'D

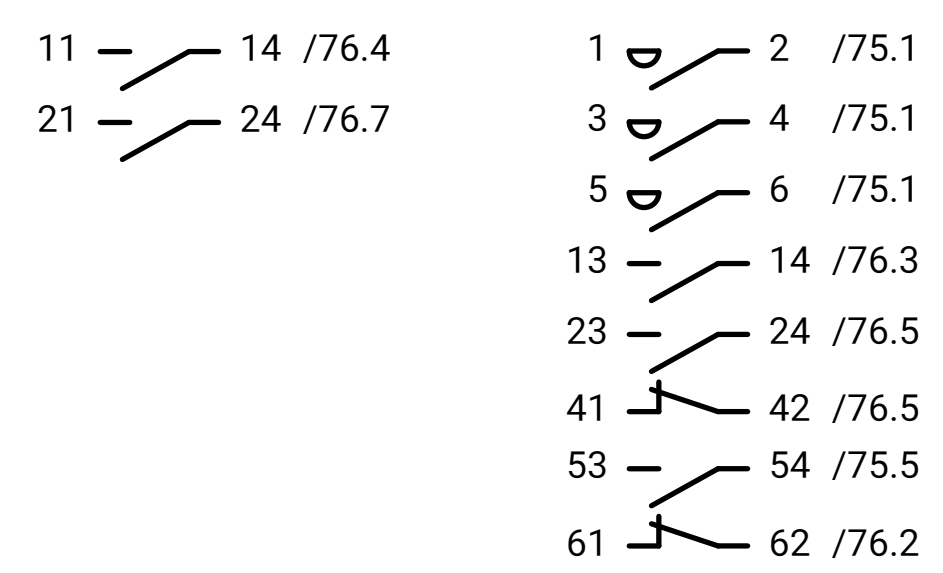
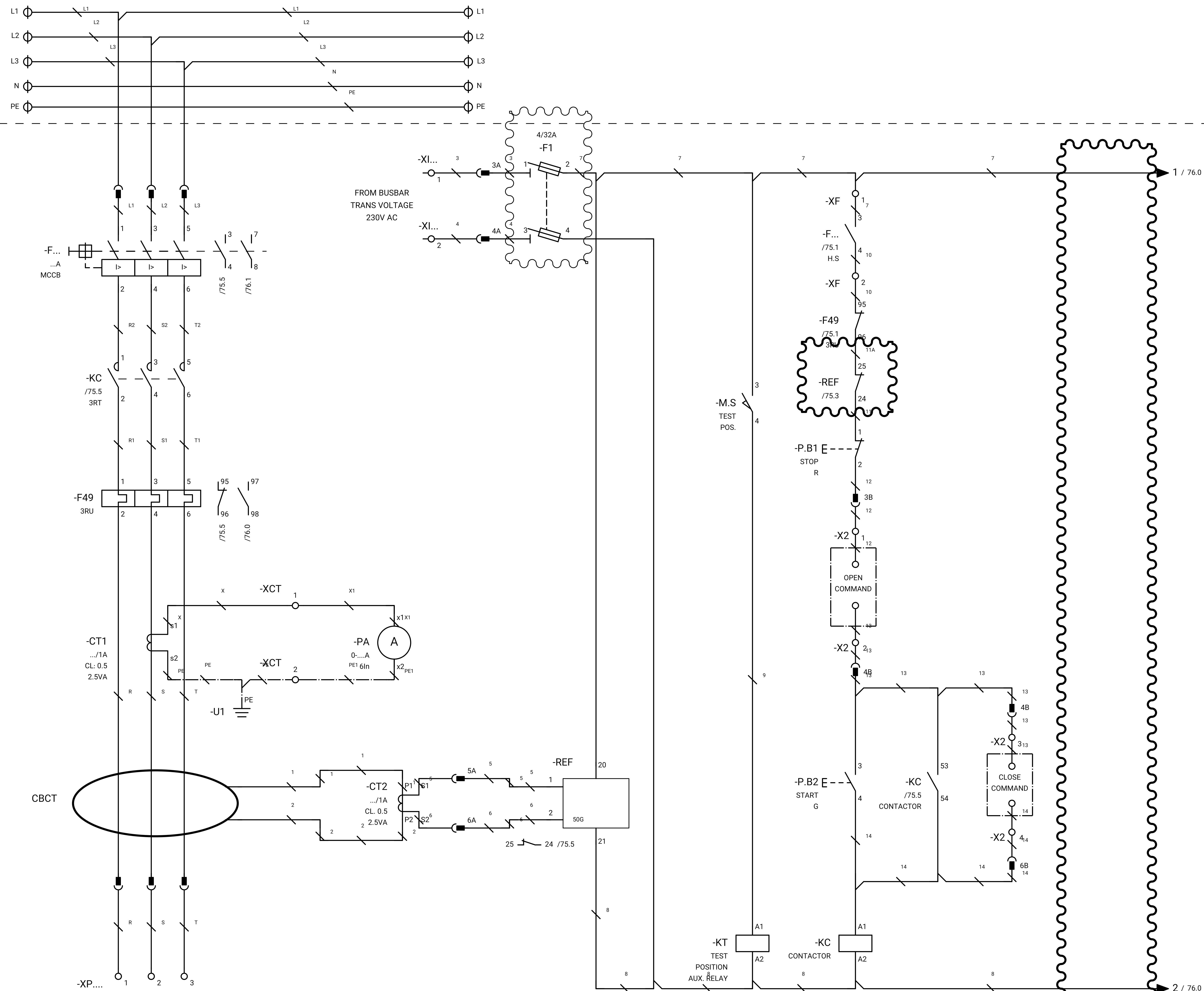
CLIENT :

EPC CONTRACTOR :

PROJECT TITLE :
NEW SUBSTATIONDWG TITLE :
TYPICAL SCHEMATIC FOR 400V SUBSTATION A,K,G,L,X

VENDOR DRAWING NO: 5614-VD-001(021-048-075-102-129)-0				SCALE N.T.S		
PROJECT NUMBER	LOCATION	SAZE	CLASS	SERIAL NUMBER	SHEET	REVISION
5614	R	A4	P		74 of 84	1

SWITCHGEAR



GENERAL NOTE:

REFRENSE DRAWING

SPECIFICATION FOR LV SWITCHGEARS	5614-C-EL-SP-002-0
OVERALL SINGLE LINE DIAGRAM FOR SUBSTATION A,K,L,X	5614-...-EL-SL-002-R-0
DATA SHEET FOR LV SWITCHGEARS	5414-C-EL-DS-002-0
ELECTRICAL SIGNAL LIST	5614-D-EL-LS-001

SYMBOLS AND LEGENDS

04						
03						
02						
01						
REV	DATE	DESCRIPTION	DRAWN	PRE'D	CHK'D	APP'D

CLIENT :

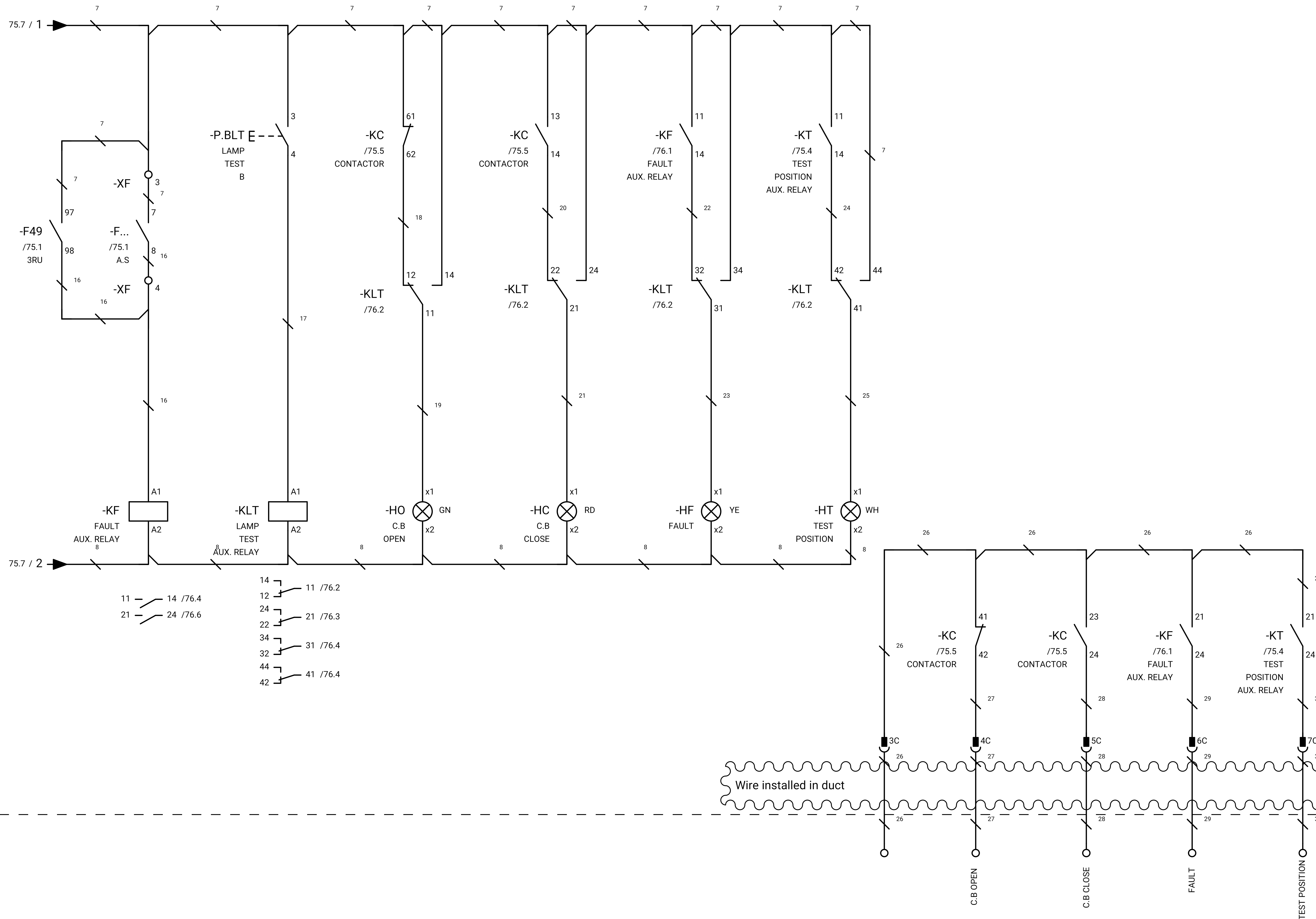
EPC CONTRACTOR :

PROJECT TITLE :
NEW SUBSTATION

DWG TITLE :
TYPICAL SCHEMATIC FOR 400V SUBSTATION A,K,G,L,X

VENDOR DRAWING NO: 5614-VD-001(021-048-075-102-129)-0				SCALE N.T.S		
PROJECT NUMBER	LOCATION	SAZE	CLASS	SERIAL NUMBER	SHEET	REVISION
5614	R	A4	P		75 of 84	1

SWITCHGEAR



DCS

GENERAL NOTE:

REFRENS DRAWING

SPECIFICATION FOR LV SWITCHGEARS	5614-C-EL-SP-002-0
OVERALL SINGLE LINE DIAGRAM FOR SUBSTATION A,K,L,X	5614-...-EL-SL-002-R-0
DATA SHEET FOR LV SWITCHGEARS	5414-C-EL-DS-002-0
ELECTRICAL SIGNAL LIST	5614-D-EL-LS-001

SYMBOLS AND LEGENDS

04						
03						
02						
01						
REV	DATE	DESCRIPTION	DRAWN	PRE'D	CHK'D	APP'D

CLIENT :

EPC CONTRACTOR :

PROJECT TITLE :
NEW SUBSTATION

DWG TITLE :
TYPICAL SCHEMATIC FOR 400V SUBSTATION A,K,G,L,X

VENDOR DRAWING NO: 5614-VD-001(021-048-075-102-129)-0				SCALE N.T.S		
PROJECT NUMBER	LOCATION	SAZE	CLASS	SERIAL NUMBER	SHEET	REVISION
5614	R	A4	P		76 of 84	1

WIRING DIAGRAM FOR OUTGOING MCCB (MCCB+3RT+3RU+CT)

GENERAL NOTE:

REFRENS DRAWING

SPECIFICATION FOR LV SWITCHGEARS	5614-C-EL-SP-002-0
OVERALL SINGLE LINE DIAGRAM FOR SUBSTATION A,K,L,X	5614-...-EL-SL-002-R-0
DATA SHEET FOR LV SWITCHGEARS	5414-C-EL-DS-002-0
ELECTRICAL SIGNAL LIST	5614-D-EL-LS-001

SYMBOLS AND LEGENDS

04						
03						
02						
01						
REV	DATE	DESCRIPTION	DRAWN	PRE'D	CHK'D	APP'D

CLIENT :

EPC CONTRACTOR :

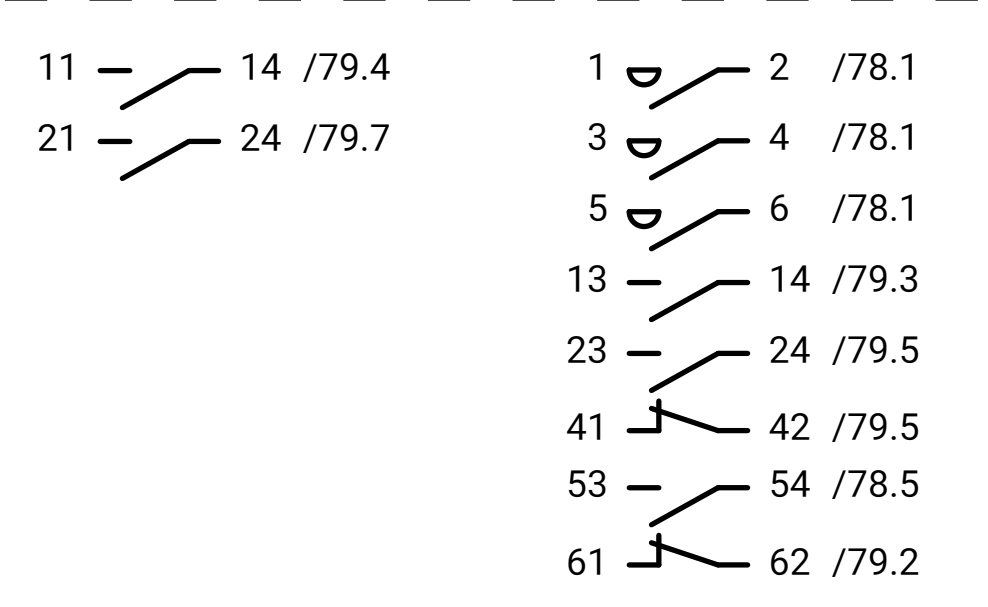
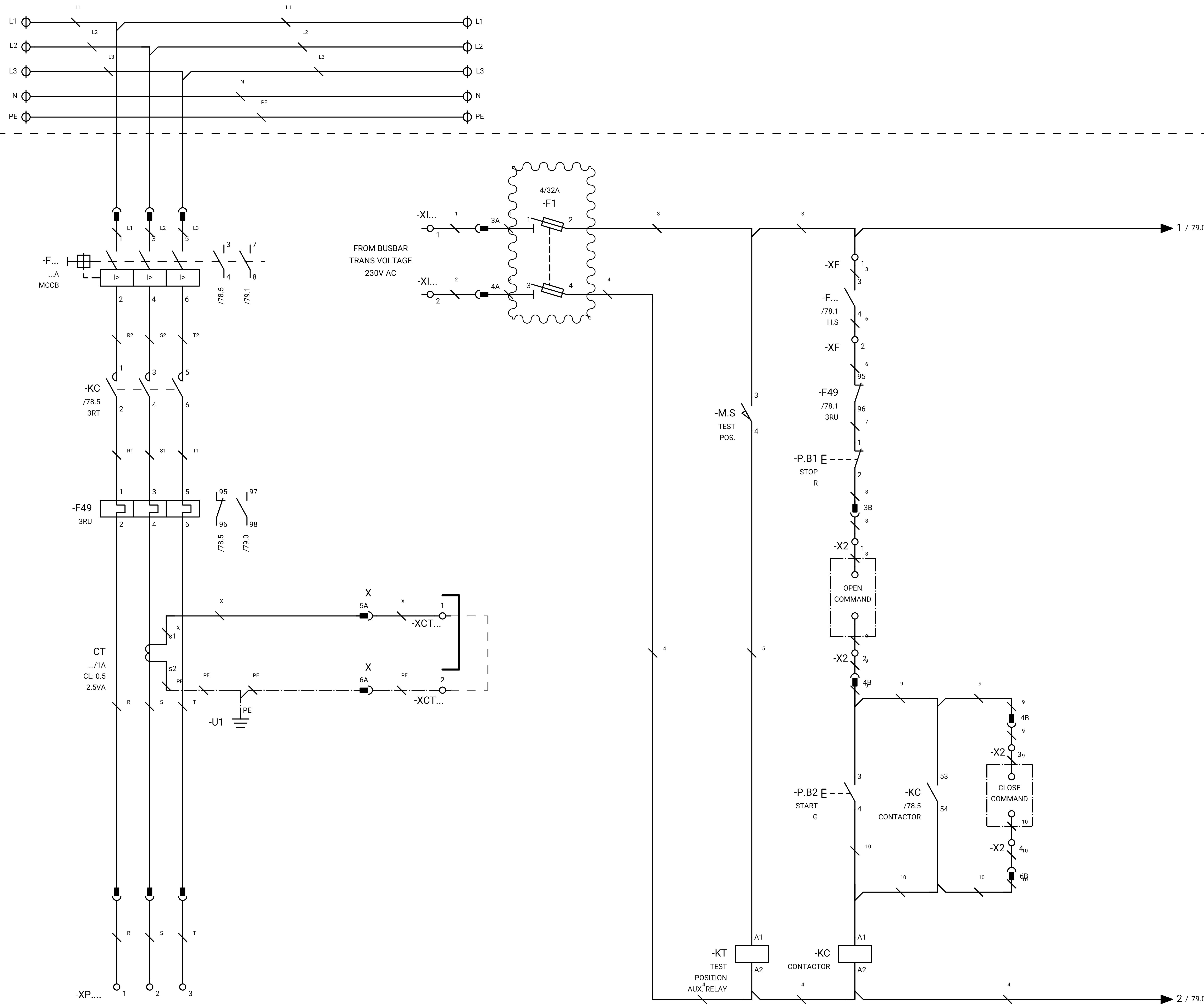
PROJECT TITLE : NEW SUBSTATION

DWG TITLE : TYPICAL SCHEMATIC FOR 400V SUBSTATION A,K,G,L,X

VENDOR DRAWING NO: 5614-VD-001(021-048-075-102-129)-0 SCALE N.T.S

PROJECT NUMBER	LOCATION	SAZE	CLASS	SERIAL NUMBER	SHEET	REVISION
5614	R	A4	P		77 of 84	1

SWITCHGEAR



GENERAL NOTE:

REFRENS DRAWING

SPECIFICATION FOR LV SWITCHGEARS	5614-C-EL-SP-002-0
OVERALL SINGLE LINE DIAGRAM FOR SUBSTATION A,K,G,L,X	5614-...-EL-SL-002-R-0
DATA SHEET FOR LV SWITCHGEARS	5414-C-EL-DS-002-0
ELECTRICAL SIGNAL LIST	5614-D-EL-LS-001

SYMBOLS AND LEGENDS

04						
03						
02						
01						
REV	DATE	DESCRIPTION	DRAWN	PRE'D	CHK'D	APP'D

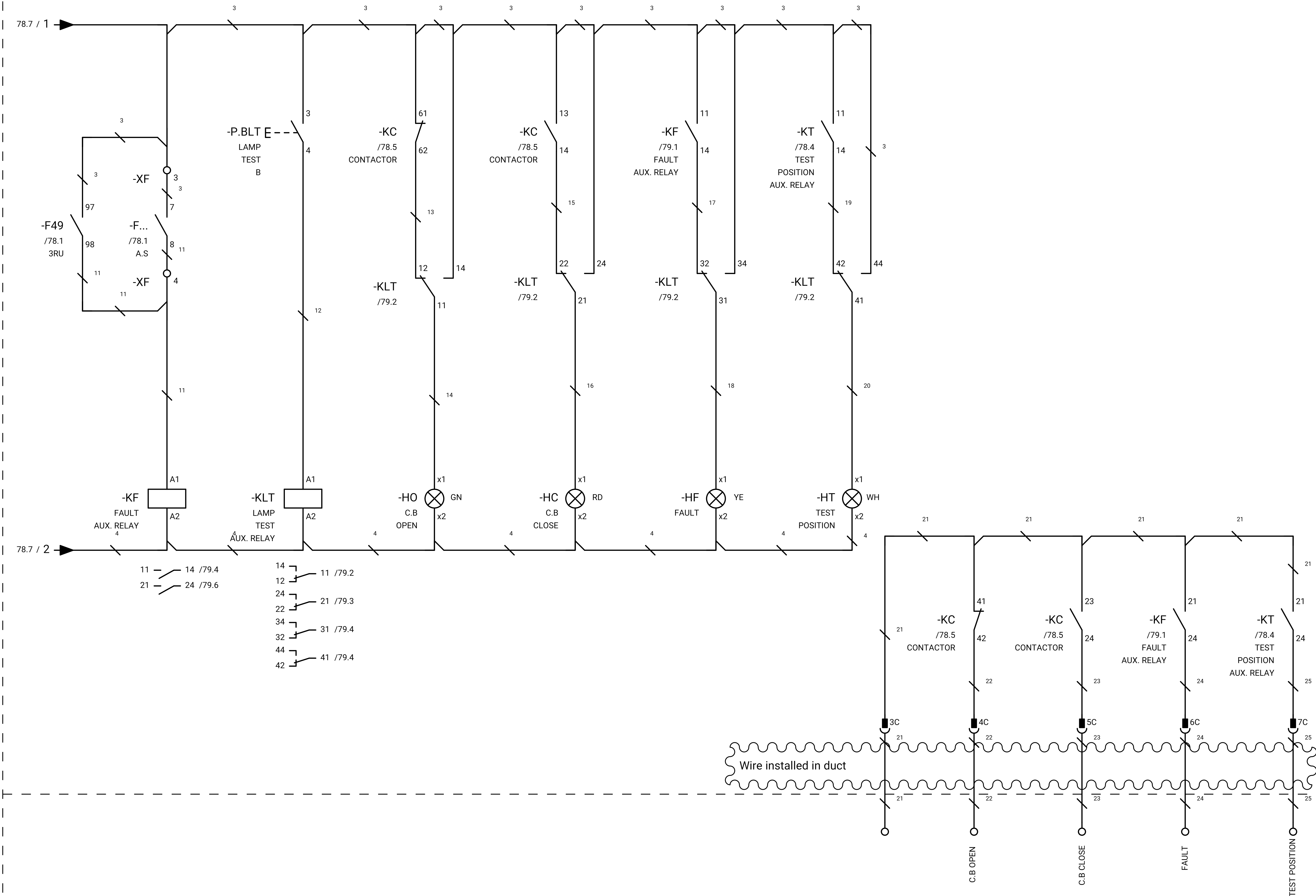
CLIENT :

EPC CONTRACTOR :

PROJECT TITLE :
NEW SUBSTATION

DWG TITLE :
TYPICAL SCHEMATIC FOR 400V SUBSTATION A,K,G,L,X

VENDOR DRAWING NO: 5614-VD-001(021-048-075-102-129)-0				SCALE N.T.S		
PROJECT NUMBER	LOCATION	SAZE	CLASS	SERIAL NUMBER	SHEET	REVISION
5614	R	A4	P		78 of 84	1



SWITCHGEAR

DCS

GENERAL NOTE:

REFRENS DRAWING

SPECIFICATION FOR LV SWITCHGEARS	5614-C-EL-SP-002-0
OVERALL SINGLE LINE DIAGRAM FOR SUBSTATION A,G,K,L,X	5614-...-EL-SL-002-R-0
DATA SHEET FOR LV SWITCHGEARS	5414-C-EL-DS-002-0
ELECTRICAL SIGNAL LIST	5614-D-EL-LS-001

SYMBOLS AND LEGENDS

04						
03						
02						
01						
REV	DATE	DESCRIPTION	DRAWN	PRE'D	CHK'D	APP'D

CLIENT :

EPC CONTRACTOR :

PROJECT TITLE :
NEW SUBSTATION

DWG TITLE :
TYPICAL SCHEMATIC FOR 400V SUBSTATION A,K,G,L,X

VENDOR DRAWING NO: 5614-VD-001(021-048-075-102-129)-0				SCALE N.T.S		
PROJECT NUMBER	LOCATION	SAZE	CLASS	SERIAL NUMBER	SHEET	REVISION
5614	R	A4	P		79 of 84	1

GENERAL NOTE:

REFRENS DRAWING

SPECIFICATION FOR LV SWITCHGEARS	5614-C-EL-SP-002-0
OVERALL SINGLE LINE DIAGRAM FOR SUBSTATION A,G,K,L,X	5614-...-EL-SL-002-R-0
DATA SHEET FOR LV SWITCHGEARS	5414-C-EL-DS-002-0
ELECTRICAL SIGNAL LIST	5614-D-EL-LS-001

WIRING DIAGRAM FOR OUTGOING ACB (ACB WITHOUT MOTOR+E.F)

SYMBOLS AND LEGENDS

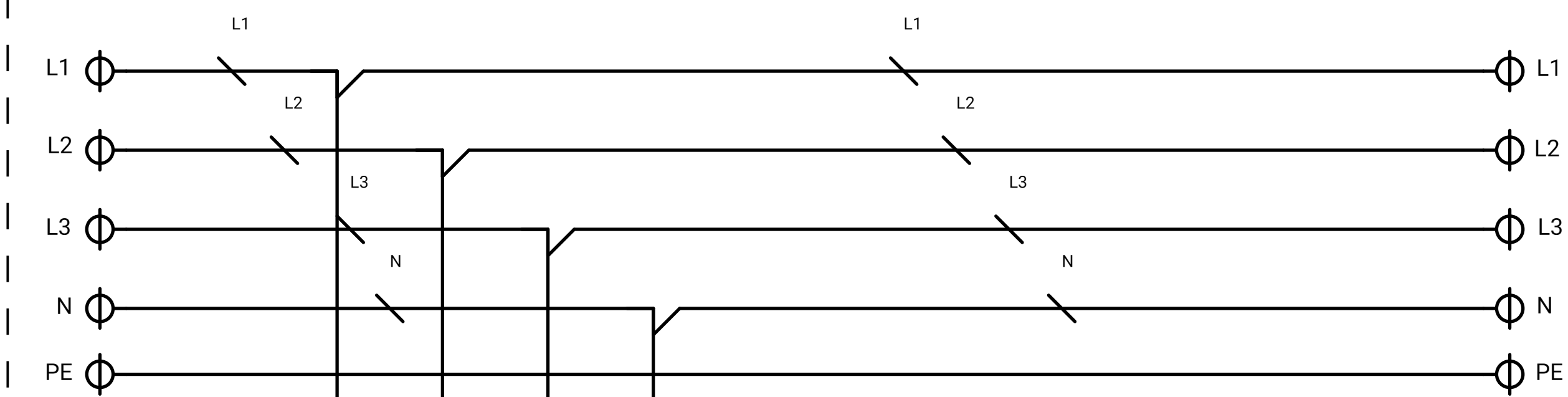
04						
03						
02						
01						
REV	DATE	DESCRIPTION	DRAWN	PRE'D	CHK'D	APP'D

CLIENT :

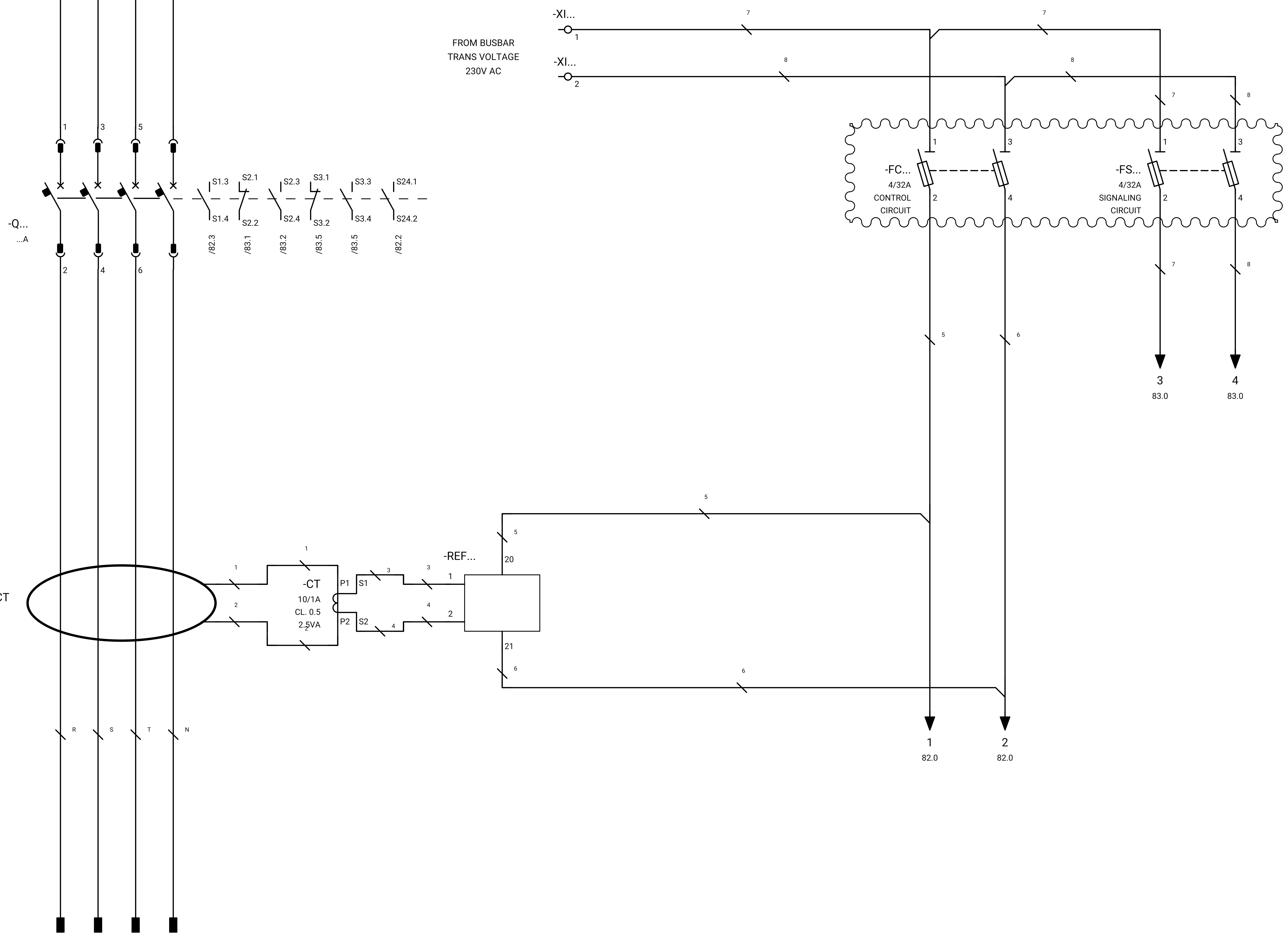
EPC CONTRACTOR :

PROJECT TITLE :
NEW SUBSTATIONDWG TITLE :
TYPICAL SCHEMATIC FOR 400V SUBSTATION A,K,G,L,X

VENDOR DRAWING NO: 5614-VD-001(021-048-075-102-129)-0				SCALE N.T.S		
PROJECT NUMBER	LOCATION	SAZE	CLASS	SERIAL NUMBER	SHEET	REVISION
5614	R	A4	P		80 of 84	1



SWITCHGEAR



GENERAL NOTE:

REFRENSSE DRAWING

SPECIFICATION FOR LV SWITCHGEARS	5614-C-EL-SP-002-0
OVERALL SINGLE LINE DIAGRAM FOR SUBSTATION A,G,K,L,X	5614-...-EL-SL-002-R-0
DATA SHEET FOR LV SWITCHGEARS	5414-C-EL-DS-002-0
ELECTRICAL SIGNAL LIST	5614-D-EL-LS-001

SYMBOLS AND LEGENDS

04						
03						
02						
01						
REV	DATE	DESCRIPTION	DRAWN	PRE'D	CHK'D	APP'D

CLIENT :

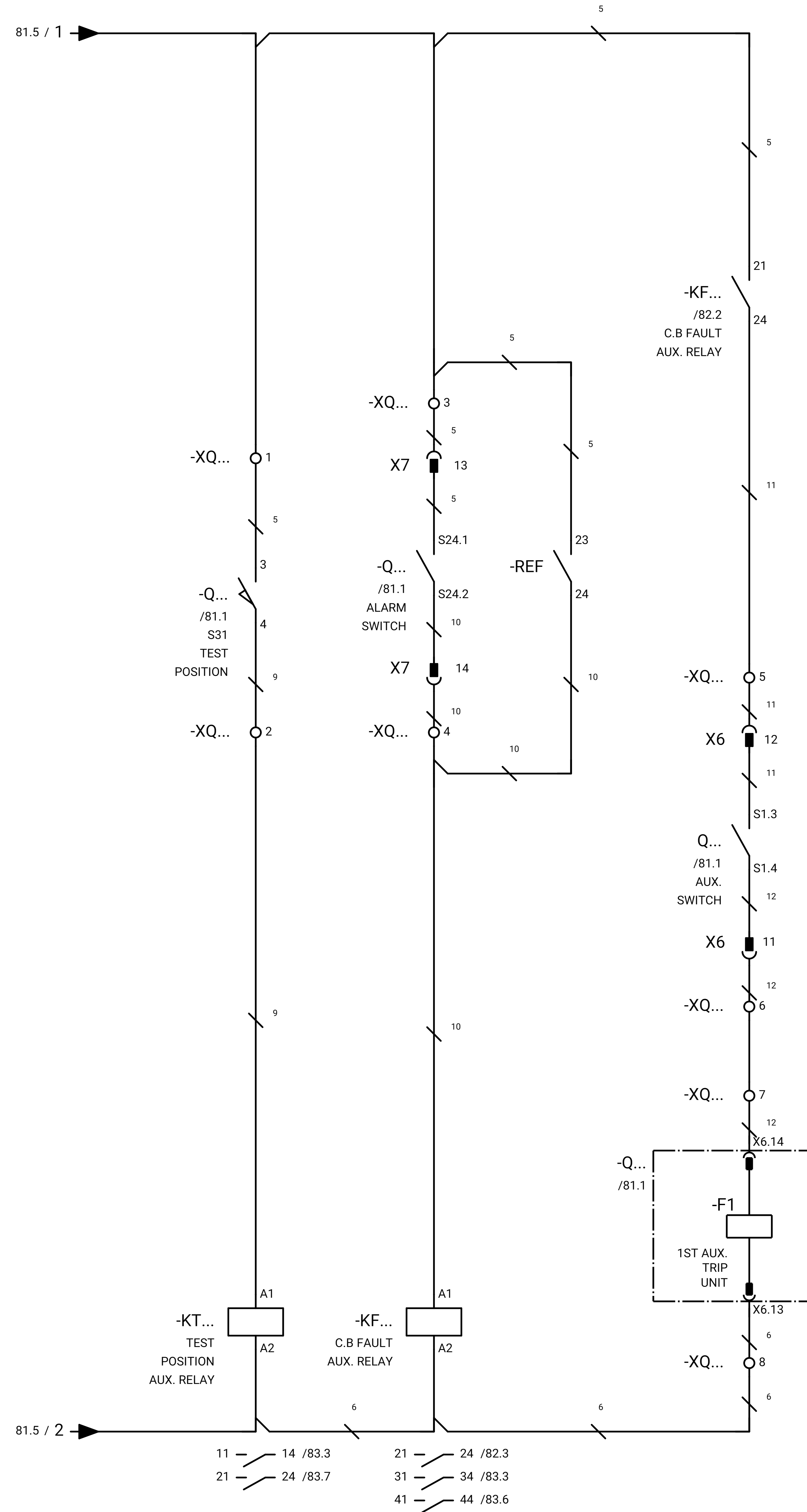
EPC CONTRACTOR :

PROJECT TITLE : NEW SUBSTATION

DWG TITLE : TYPICAL SCHEMATIC FOR 400V SUBSTATION A,K,G,L,X

VENDOR DRAWING NO: 5614-VD-001(021-048-075-102-129)-0			SCALE N.T.S			
PROJECT NUMBER	LOCATION	SAZE	CLASS	SERIAL NUMBER	SHEET	REVISION
5614	R	A4	P		81 of 84	1

SWITCHGEAR



GENERAL NOTE:

REFRENS DRAWING

SPECIFICATION FOR LV SWITCHGEARS	5614-C-EL-SP-002-0
OVERALL SINGLE LINE DIAGRAM FOR SUBSTATION A,G,K,L,X	5614-...-EL-SL-002-R-0
DATA SHEET FOR LV SWITCHGEARS	5414-C-EL-DS-002-0
ELECTRICAL SIGNAL LIST	5614-D-EL-LS-001

SYMBOLS AND LEGENDS

04						
03						
02						
01						
REV	DATE	DESCRIPTION	DRAWN	PRE'D	CHK'D	APP'D

CLIENT :

EPC CONTRACTOR :

PROJECT TITLE :

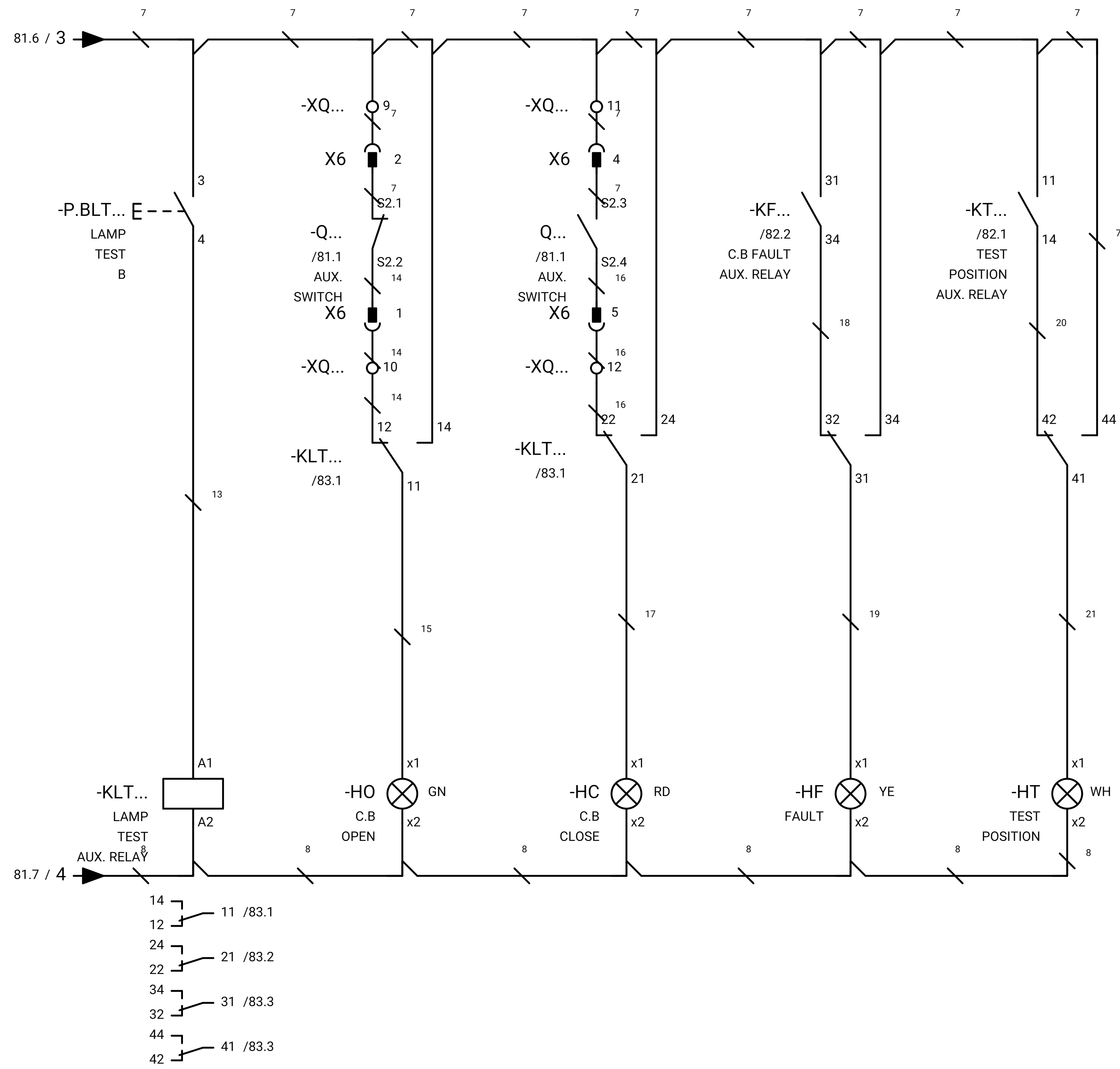
NEW SUBSTATION

DWG TITLE :

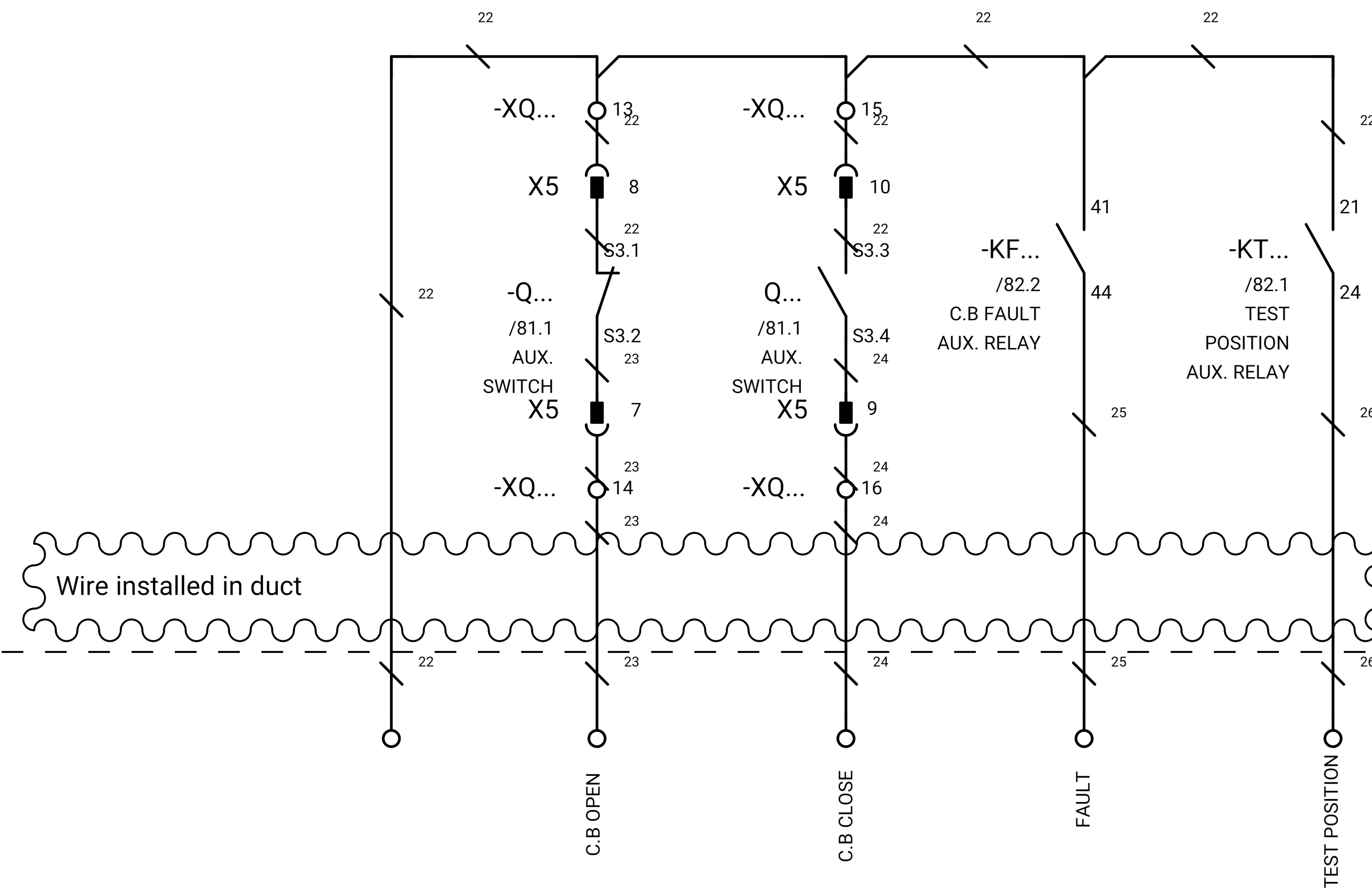
TYPICAL SCHEMATIC FOR 400V SUBSTATION A,K,G,L,X

VENDOR DRAWING NO: 5614-VD-001(021-048-075-102-129)-0			SCALE N.T.S			
PROJECT NUMBER	LOCATION	SAZE	CLASS	SERIAL NUMBER	SHEET	REVISION
5614	R	A4	P		82 of 84	1

SWITCHGEAR



DCS



GENERAL NOTE:

REFRENS DRAWING

SPECIFICATION FOR LV SWITCHGEARS	5614-C-EL-SP-002-0
OVERALL SINGLE LINE DIAGRAM FOR SUBSTATION A,G,K,L,X	5614-...-EL-SL-002-R-0
DATA SHEET FOR LV SWITCHGEARS	5414-C-EL-DS-002-0
ELECTRICAL SIGNAL LIST	5614-D-EL-LS-001

SYMBOLS AND LEGENDS

04						
03						
02						
01						
REV	DATE	DESCRIPTION	DRAWN	PRE'D	CHK'D	APP'D

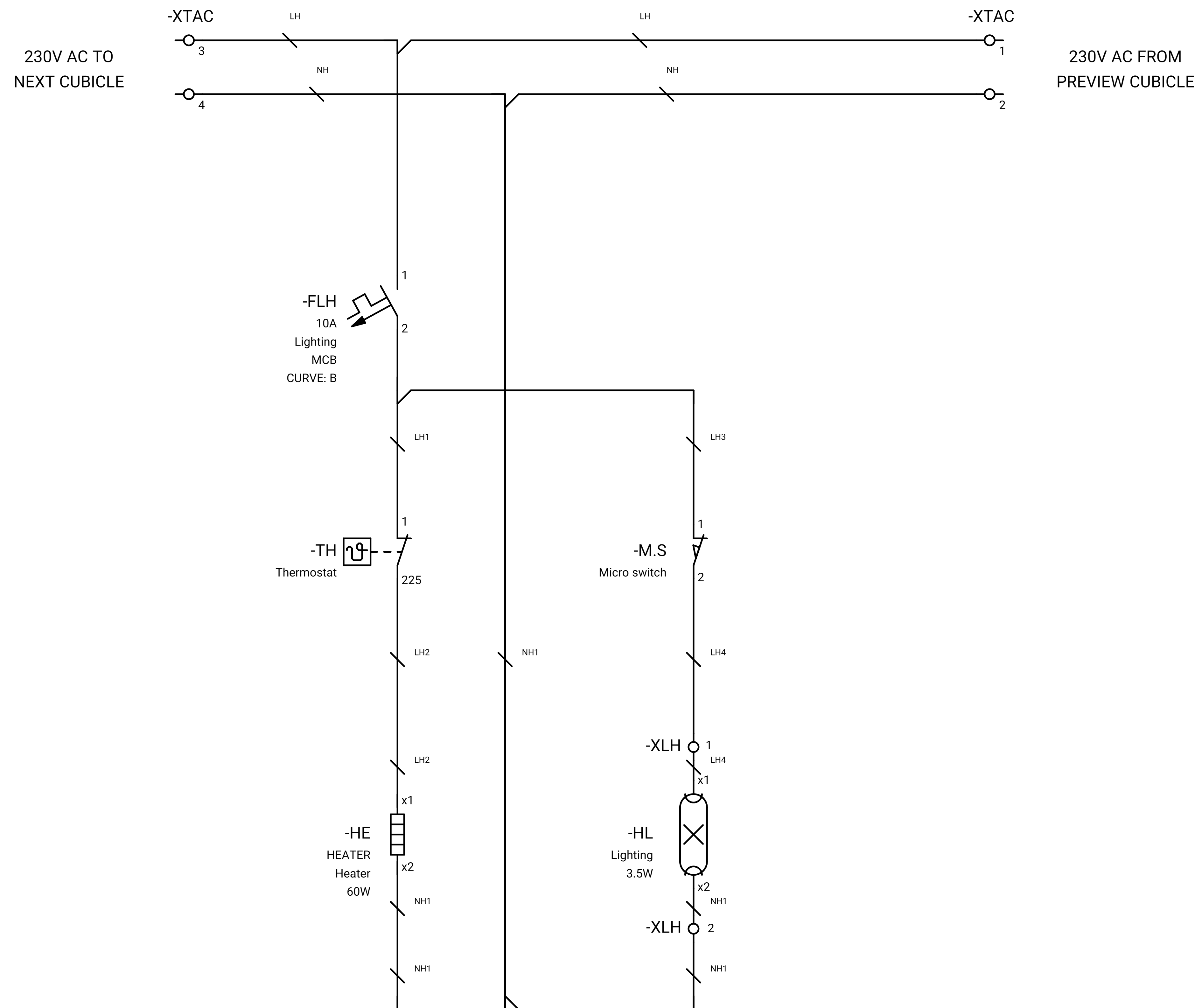
CLIENT :

EPC CONTRACTOR :

PROJECT TITLE :
NEW SUBSTATION

DWG TITLE :
TYPICAL SCHEMATIC FOR 400V SUBSTATION A,K,G,L,X

VENDOR DRAWING NO: 5614-VD-001(021-048-075-102-129)-0				SCALE N.T.S		
PROJECT NUMBER	LOCATION	SAZE	CLASS	SERIAL NUMBER	SHEET	REVISION
5614	R	A4	P		83 of 84	1



GENERAL NOTE:

REFRENS DRAWING

SPECIFICATION FOR LV SWITCHGEARS	5614-C-EL-SP-002-0
OVERALL SINGLE LINE DIAGRAM FOR SUBSTATION A,K,G,L,X	5614-...-EL-SL-002-R-0
DATA SHEET FOR LV SWITCHGEARS	5414-C-EL-DS-002-0
ELECTRICAL SIGNAL LIST	5614-D-EL-LS-001

SYMBOLS AND LEGENDS

04						
03						
02						
01						
REV	DATE	DESCRIPTION	DRAWN	PRE'D	CHK'D	APP'D

CLIENT :

EPC CONTRACTOR :

PROJECT TITLE : NEW SUBSTATION

DWG TITLE : TYPICAL SCHEMATIC FOR 400V SUBSTATION A,K,G,L,X

VENDOR DRAWING NO: 5614-VD-001(021-048-075-102-129)-0 SCALE N.T.S

PROJECT NUMBER	LOCATION	SAZE	CLASS	SERIAL NUMBER	SHEET	REVISION
5614	R	A4	P		84 of 84	1